



निर्धन उत्थान लघुवित्त वित्तीय संस्था लिमिटेड

Nirdhan Utthan Laghubitta Bittiya Sanstha Limited

(नेपाल राष्ट्र बैंकबाट 'घ' वर्गको इजाजतपत्र प्राप्त लघुवित्त वित्तीय संस्था)

भगवतीबहाल, नक्साल, काठमाण्डौ, नेपाल, फोन नं. : ९७७-१-४५१३८४०, ४५१३७५४, फ्याक्स : ९७७-१-४५१३८५६

ईमेल : info@nirdhan.com.np, वेबसाइट : www.nirdhan.com.np



संस्थाको शाखा कार्यालय चौरजहारी, रुकुम अन्तर्गत संचालित बेलगरा महिला स्वावलम्बी समूहको बैठक

चौबिऔं वार्षिक प्रतिवेदन

आ.व. २०७८/७९

सञ्चालक समिति



सन्तोष कुमार भट्टराई
सञ्चालक
प्रतिनिधित्व : एम्प्रेष्ट बैंक लिमिटेड



शरद निधि तिवारी
अध्यक्ष
प्रतिनिधित्व : स्वतन्त्र व्यवसायिक विशेषज्ञ



देवेन्द्र बहादुर राउत
सञ्चालक
प्रतिनिधित्व : संस्थापक शेयरधनी



सुन्दर बास्तोला
सञ्चालक
प्रतिनिधित्व : हिमालयन बैंक लिमिटेड




सम्रिता तिवारी
सञ्चालक
प्रतिनिधित्व : सर्वसाधारण शेयरधनी



टोप बहादुर रायमाझी
सञ्चालक
प्रतिनिधित्व : सर्वसाधारण शेयरधनी

कम्पनी सचिव
राम बहादुर चौधरी



जन्म
२००१/०६/२३

स्वर्गारोहण
२०७२/०५/२१

स्वर्गीय डा. हरिहरदेव पन्त

संस्थापक, पूर्व अध्यक्ष एवम् कार्यकारी संचालक

डा. पन्तले नेपालमा रहेको आर्थिक, सामाजिक, साँस्कृतिक तथा मानसिक गरीबी र सोबाट सिर्जित असमानता कम गर्ने एउटै मात्र मार्ग आम जनतामा वित्तीय र व्यवसाय साक्षरता सहितको वित्तीय पहुँच पुऱ्याउनु पर्दछ भन्ने मान्यता राख्नुहुन्थ्यो । उहाँ स्वरोजगारी र सामाजिक जागरणको माध्यमबाट विपन्न वर्ग तथा महिलाहरुलाई आत्मनिर्भर बनाउनुका साथै उन्नतशील समाजको निर्माणमा महत्वपूर्ण योगदान पुऱ्याउने परिकल्पनाका साथ दिगो तरिकाले वित्तीय तथा गैर वित्तीय सेवा प्रदान गर्न, सामाजिक चेतना जगाउने अभियानमा जीवनभर अहोरात्र खट्नु भयो । नेपालमा लघुवित्त सुरुवात गर्ने तथा गरीबी निवारण नै आफ्नो जीवनको एक मात्र लक्ष्य बनाउनु भएका डा. पन्त लघुवित्तका पिताका रुपमा सुपरिचित हुनुहुन्थ्यो ।



निर्धन उत्थान लघुवित्त वित्तीय संस्था लिमिटेड

(संक्षिप्त परिचय)

स्थापना मिति : २०५१।०७।२ गते

नेपाल राष्ट्र बैंकबाट इजाजतपत्रप्राप्त मिति : २०५१।१२।३०

केन्द्रीय कार्यालय

निर्धन उत्थान लघुवित्त वित्तीय संस्था लिमिटेड

केन्द्रीय कार्यालय

‘निर्धन भवन’

भगवतीबहाल, नक्साल, काठमाण्डौ

फोन नं: ९७७-१-४५१३७११, ४५१३७९४, ४५१३८४०

फ्याक्स नं: ९७७-०१-४५१३८५६

Email: info@nirdhan.com.np

Website: www.nirdhan.com.np

शाखा कार्यालय

केन्द्रीय कार्यालय

१

क्षेत्रीय कार्यालय

१०

शाखा कार्यालय

१८५

भौगोलिक कार्यक्षेत्र : नेपालभरी कार्य गर्ने गरि राष्ट्रियस्तरको इजाजतपत्रप्राप्त लघुवित्त वित्तीय संस्था । देशको सबै ७७ जिल्लाहरुमा कार्यक्रम संचालन भइरहेको ।

प्रदान गर्ने सेवा

लघुकर्जा

: सामूहिक जमानीमा बिना धितो (अधिकतम रु. ५,००,०००/- पाँच लाखसम्म) र धितो जमानीमा (अधिकतम रु. १०,००,०००/- दश लाखसम्म ।)

लघुबचत

: ग्राहक सदस्यहरु तथा सर्वसाधारणबाट ।

लघुबीमा

: लघुजीवन तथा पशुधन बीमा ।

विप्रेषण सेवा

: विभिन्न बैंक तथा विप्रेषण कम्पनीहरूसँगको साभेदारीमा स्वदेश भित्र र विदेशबाट रकम ट्रान्सफर सेवा ।

पूँजी

अधिकृत पूँजी

: रु. ३ अर्ब ।

जारी पूँजी

: रु. २ अर्ब १९ करोड ५० लाख २५ हजार । (प्रस्तावित बोनस शेयर रु. ४१ करोड ७० लाख ५४ हजार ७५० समेत गर्दा रु. २ अर्ब ६१ करोड २० लाख ७९ हजार ७५० हुने ।)

चुक्ता पूँजी

: रु. २ अर्ब १९ करोड ५० लाख २५ हजार । (प्रस्तावित बोनस शेयर रु. ४१ करोड ७० लाख ५४ हजार ७५० समेत गर्दा रु. २ अर्ब ६१ करोड २० लाख ७९ हजार ७५० हुने ।)



निर्धन उत्थान लघुवित्त वित्तीय संस्था लिमिटेड

(नेपाल राष्ट्र बैंकबाट “घ” वर्गको इजाजतपत्रप्राप्त लघुवित्त वित्तीय संस्था)
केन्द्रीय कार्यालय “निर्धन भवन” भगवतीबहाल, नक्साल, काठमाण्डौ, नेपाल
फोन नं. ९७७-१-४५१३७११, ४५१३८४०, फ्याक्स नं. ९७७-१-४५१३८५६

चौबिसौं वार्षिक साधारण सभा सम्बन्धी सूचना

(प्रथम पटक प्रकाशित मिति: २०७९।१०।१९)

श्री शेयरधनी महानुभावहरु,

यस वित्तीय संस्थाको सञ्चालक समितिको मिति २०७९।१०।१७ मा बसेको २९६ औं बैठकको निर्णयानुसार यस वित्तीय संस्थाको चौबिसौं वार्षिक साधारण सभा निम्न मिति, समय र स्थानमा निम्न प्रस्तावहरुमा छलफल तथा निर्णय गर्न बस्ने भएको हुँदा कम्पनी ऐन, २०६३ को दफा ६७ (२)अनुसार सम्पूर्ण शेयरधनी महानुभावहरुको जानकारी तथा उपस्थितिको लागि यो सूचना प्रकाशित गरिएको छ।

१. साधारण सभा हुने मिति, समय र स्थान :

मिति: २०७९/११/१२, शुक्रबार (तदनुसार फेब्रुअरी २४, २०२३।

समय: बिहान १०:०० बजे।

स्थान: निर्धन उत्थान लघुवित्त वित्तीय संस्था लिमिटेडको केन्द्रीय कार्यालय नक्साल भगवतीबहाल काठमाडौंको सभाहलमा संचालन हुनेछ।

२. साधारण सभामा छलफल हुने विषयहरु :

(क) सामान्य प्रस्तावहरु :

- (१) सञ्चालक समितिको तर्फबाट अध्यक्षज्यूले प्रस्तुत गर्नुहुने आर्थिक वर्ष २०७८/७९ को वार्षिक प्रतिवेदन उपर छलफल गरी पारित गर्ने।
- (२) लेखापरीक्षकको प्रतिवेदन सहितको २०७९ आषाढ मसान्तको वासलात, आर्थिक वर्ष २०७८/७९ को नाफा नोक्सान हिसाब तथा सोही अवधिको नगद प्रवाह विवरण लगायतका वित्तीय विवरणहरु (अन्य अनुसूचीहरु समेत) उपर छलफल गरी पारित गर्ने।
- (३) वित्तीय संस्थाको सञ्चालक समितिले प्रस्ताव गरे अनुरूप नेपाल राष्ट्र बैंकको स्वीकृति बमोजिम चुक्ता पूँजीको १ प्रतिशतले हुन आउने रकम रु.२,१९,५०,२५०।०० (अक्षरूपी दुई करोड उन्नाइस लाख पचास हजार दुई सय पचास मात्र) नगद लाभांश (बोनस शेयरमा लाग्ने कर प्रयोजनको लागि) वितरण गर्न स्वीकृति प्रदान गर्ने।
- (४) बैंक तथा वित्तीय संस्था सम्बन्धी ऐन, २०७३ को दफा ६३ तथा कम्पनी ऐन, २०६३ को दफा १११ अनुसार आर्थिक वर्ष २०७९/८० को लेखापरीक्षण गर्न लेखापरीक्षक नियुक्त गर्ने र निजको पारिश्रमिक निर्धारण गर्ने।
- (५) संस्थाको सञ्चालक समितिका सदस्यहरुको मनोनयन/नियुक्ति अनुमोदन गर्ने।

(ख) विशेष प्रस्तावहरु :

- (१) वित्तीय संस्थाको अधिकृत पूँजी, जारी पूँजी तथा चुक्ता पूँजी वृद्धि गर्ने।
- (२) सञ्चालक समितिबाट प्रस्ताव गरे बमोजिम आ.व. २०७८/७९ सम्मको वितरण योग्य मुनाफाबाट वित्तीय संस्थाको हाल



कायम चुक्ता पूँजीको १९ प्रतिशतले हुन आउने रकम रु.४१,७०,५४,७५०।- (अक्षरूपी एकचालिस करोड सत्तरी लाख चौवन्न् हजार सात सय पचास मात्र) बराबरको बोनस शेयर जारी गर्ने सम्बन्धी प्रस्ताव स्वीकृत गर्ने ।

- (३) वित्तीय संस्थाको प्रबन्धपत्रमा आवश्यक संशोधन/परिमार्जन गर्ने ।
- (४) वित्तीय संस्थाको प्रबन्धपत्रमा संशोधन गर्ने प्रस्तावित संशोधनमा नियमनकारी निकायबाट संशोधन, परिवर्तन वा थपघट गर्न निर्देशन भएमा आवश्यकता अनुसार सोमा संशोधन, परिवर्तन, थपघट तथा सच्याउनको लागि सञ्चालक समिति वा समितिले तोकेको व्यक्तिलाई पूर्ण अख्तियारी दिने ।

(ग) विविध :

(घ) निर्वाचन :

- (१) समूह “क” संस्थापक शेयरधनीहरूको प्रतिनिधित्व गर्ने गरी २ जना सञ्चालकको निर्वाचन गर्ने ।
- (२) समूह “ख” सर्वसाधारण शेयरधनीहरूको प्रतिनिधित्व गर्ने गरी २ जना सञ्चालकको निर्वाचन गर्ने ।

३. साधारण सभा सम्बन्धी अन्य जानकारी :

१. वार्षिक साधारण सभा प्रयोजनको लागि यस वित्तीय संस्थाको शेयर दाखिल खारेज किताब बन्द रहने:
 वित्तीय संस्थाको चौबिसौं वार्षिक साधारण सभा प्रयोजनका लागि संस्थाको शेयर दाखिल खारेजको काम मिति २०७९/११/०२ गतेदेखि २०७९/११/१२ गतेसम्म बन्द रहनेछ । नेपाल स्टक एक्सचेन्ज लिमिटेडमा मिति २०७९/११/०१ गतेसम्म कारोवार भई शेयरधनी दर्ता किताबमा कायम शेयरधनीहरूले सो सभामा भाग लिन तथा आ.व. २०७८/७९ को बोनस शेयर तथा नगद लाभांश पाउन योग्य हुनेछन् ।
२. शेयरधनीज्यूहरूको ठेगानामा हुलाक/कुरियरबाट पठाइने चौबिसौं वार्षिक साधारण सभाको प्रतिवेदन यस संस्थाको वेबसाइट www.nirdhan.com.np मा पनि हेर्न सकिनेछ ।
३. वार्षिक साधारण सभामा भाग लिन आउने शेयरधनी महानुभावहरूले आफ्नो शेयर प्रमाणपत्र, हितग्राही नम्बर वा परिचय खुल्ने कुनै प्रमाणपत्र अनिवार्यरूपमा साथमा लिइ आउनु पर्नेछ । संगठित संस्थाबाट प्रतिनिधित्व गर्ने भएमा संगठित संस्थाको आधिकारीक पत्र अनिवार्य पेश गर्नु पर्नेछ ।
४. साधारण सभामा सहभागी हुनको लागि प्रतिनिधि (प्रोक्सी) नियुक्त गर्न चाहने शेयरधनीहरूले प्रचलित कम्पनी कानूनले तोकेको ढाँचामा प्रतिनिधिपत्र (प्रोक्सी) फारम भरी सभा शुरु हुनुभन्दा कम्तीमा ४८ घण्टा अगाडि कम्पनीको सचिवालयमा दर्ता गराई सक्नुपर्नेछ ।
५. यस वित्तीय संस्थाको शेयरधनी बाहेक अरुलाई प्रोक्सी दिन र एकभन्दा बढी व्यक्तिलाई आफ्नो शेयर विभाजन गरी तथा अन्य कुनै किसिमबाट छुट्याई प्रोक्सी दिन पाइने छैन । यसरी दिइएको प्रोक्सी सबै बदर हुनेछन् । रितपूर्वक नियुक्त भएको प्रतिनिधिलाई मात्र सभामा सहभागी गराइने व्यवस्था गरिनेछ ।
६. प्रतिनिधि (प्रोक्सी) नियुक्त गरिसकेपछि सम्बन्धित शेयरधनीले प्रतिनिधि फेरबदल गर्न चाहेमा यस अघि दिएको प्रतिनिधिपत्र (प्रोक्सी) बदर गरी यो प्रतिनिधिपत्र (प्रोक्सी) लाई मान्यता दिइयोस् भन्ने छुट्टै पत्र सहित प्रोक्सी फारम कम्पनीको केन्द्रीय कार्यालयमा सभा शुरु हुनुभन्दा ४८ घण्टा अगावै दर्ता गराएको अवस्थामा अधिल्लो प्रतिनिधिलाई स्वतः बदर भएको मानी पछिल्लो प्रतिनिधि (प्रोक्सी) लाई मान्यता दिइनेछ ।
७. बुँदा ४, ५ र ६ बमोजिमका कार्य गर्नको लागि कुनै सार्वजनिक बिदा पर्न गएमा समेत कम्पनीको सचिवालय खुल्ला रहनेछ ।
८. प्रतिनिधि नियुक्त गरिसकेको शेयरधनी आफै सभामा सहभागी हुन चाहेमा निजले दिएको प्रतिनिधि (प्रोक्सी) स्वतः बदर हुनेछ ।
९. एकभन्दा बढी व्यक्तिहरूको संयुक्त नाममा शेयर दर्ता रहेको अवस्थामा सर्वसम्मतबाट प्रतिनिधि चयन गरिएको एकजनाले



मात्र वा लगत किताबमा पहिलो नाम उल्लेख भएको व्यक्तिले सभामा भाग लिन सक्नेछ ।

१०. नाबालक शेयरधनीको हकमा संस्थाको शेयर दर्ता किताबमा संरक्षकको रुपमा नाम दर्ता भइसकेका महानुभावहरुले सभामा भाग लिन, मतदान गर्न वा प्रतिनिधि तोक्न सक्नेछन् ।
११. समूह “क” संस्थापक समूहका शेयरधनीहरुको तर्फबाट २ जना र समूह “ख” सर्वसाधारण शेयरधनीहरुको तर्फबाट २ जना सञ्चालकहरुको निर्वाचन सम्बन्धी कार्यक्रम साधारणसभा हुने दिनको ७ दिन अगाडि नै निर्वाचन अधिकृतले यस वित्तीय संस्थाको केन्द्रीय कार्यालयमा प्रकाशन गर्नेछ । सो कार्यक्रम बमोजिम निर्वाचन कार्य संचालन हुनेछ । निर्वाचन सम्बन्धी जानकारी लिनपरेमा निर्वाचन अधिकृतसँग सम्पर्क राख्नुपर्नेछ । सञ्चालकको उम्मेदवार हुन चाहनेले कम्तिमा १०० कित्ता शेयर लिएको हुनुपर्नेछ । यस वित्तीय संस्थाको सञ्चालक निर्वाचन निर्देशिका लिनचाहेमा तोकिएको शुल्क तिरी वित्तीय संस्थाको केन्द्रीय कार्यालयबाट लिन सकिनेछ । उम्मेदवार हुने शेयरधनी आफै उपस्थित हुनुपर्नेछ ।
१२. शेयरधनीज्यूहरुको सुविधाको लागि हाजिरी पुस्तिका सभा हुने दिन बिहान ९:०० बजेदेखि खुला रहनेछ ।
१३. साधारण सभाको थप जानकारी आवश्यक परेमा कार्यालय समयभित्र संस्थाको केन्द्रीय कार्यालय सञ्चालक समिति सचिवालयमा सम्पर्क राख्न समेत अनुरोध गरिन्छ । साथै अन्य जानकारीको लागि संस्थाको वेबसाईट www.nirdhan.com.np मा समेत हेर्नुहुन अनुरोध गर्दछौ ।

४. शेयरधनी महानुभावहरुलाई जानकारी :

आ.व. २०७७/७८ र सो भन्दा अगाडिको लाभांश तथा बोनस शेयर लिन बाँकी भएका शेयरधनीहरुले यस संस्थाका शेयर रजिष्ट्रार एनआइबिएल एस क्यापिटल लिमिटेड लाजिम्पाट, काठमाडौँबाट लिनु हुन अनुरोध छ ।

सञ्चालक समितिको आज्ञाले
कम्पनी सचिव



निर्धन उत्थान लघुवित्त वित्तीय संस्था लिमिटेड

चौबिसौ वार्षिक साधारण सभामा प्रस्तुत

संचालक समितिको वार्षिक प्रतिवेदन

आर्थिक वर्ष २०७८/७९

आदरणीय शेयरधनी महानुभावहरु,

निर्धन उत्थान लघुवित्त वित्तीय संस्था लिमिटेडको यस चौबिसौ वार्षिक साधारण सभामा उपस्थित आदरणीय शेयरधनी महानुभावहरु, आमन्त्रित अतिथिज्यूहरु, विभिन्न संस्थाहरुबाट प्रतिनिधित्व गर्दै पाल्नु भएका महानुभावहरु, पत्रकार एवं अन्य आमन्त्रित अतिथिज्यूहरुलाई संचालक समितिको तर्फबाट हार्दिक स्वागत गर्दछु।

संस्थापक स्वर्गीय डा. हरिहरदेव पन्तको नेतृत्व र अग्रसरतामा वि.सं. २०४७ मा “निर्धन” नामक गैरसरकारी संस्थाको माध्यमबाट नेपालको गरीबी हटाउने उद्देश्यले नेपालमै सर्वप्रथम बिनाधितो लघुवित्त सेवा प्रदान गर्न सुरु गरिएकोमा, गैरसरकारी संस्थाको माध्यमबाट वित्तीय सेवा दिगो रुपमा प्रदान गर्न नसकिने अनुभव भई वि.सं. २०५५ कार्तिक १२ गते वित्तीय संस्थामा परिणत भएको यस संस्थाको मुख्य उद्देश्य लघुवित्त कार्यक्रम मार्फत समाजमा रहेका विपन्न तथा गरीब वर्गको जीवनस्तर माथि उठाउनु रहेको छ। यस कार्यक्रमको सुरुवात गर्ने व्यक्तित्व नेपालकै लघुवित्तका पिता स्वर्गीय डा. पन्तले लिनु भएको उद्देश्य बमोजिम नै हाम्रा क्रियाकलापहरु अगाडि बढाईने प्रतिवद्धता व्यक्त गर्दै संस्थाको व्यवसायिक योजना अनुसार संस्थाको सक्षमता र दिगोपनलाई अझ बलियो बनाउँदै गरीबीको रेखामुनि रहेका अधिकतम घरपरिवारलाई दिगोरुपमा वित्तीय सेवा पुर्‍याउने दीर्घकालीन लक्ष्य लिइएको छ।

विश्वव्यापी रुपमा फैलिएको कोरोना भाइरस (कोभिड १९) का कारण विगत दुई वर्षदेखि मानिसको दैनिक जीवनयापन तथा अर्थतन्त्रमा पारेको प्रतिकूल असरका कारण आर्थिक वर्ष २०७८/७९ यस वित्तीय संस्था लगायत समग्र बैंक तथा वित्तीय क्षेत्रका लागि चुनौतिपूर्ण रह्यो। कोरोना भाइरस (कोभिड १९) ले अर्थतन्त्रमा पुर्‍याएको प्रतिकूल असरका कारण संस्थाको कर्जा प्रवाह, निक्षेप संकलन लगायतका सेवा विस्तारमा प्रत्यक्ष असर देखिएको छ।

संस्थाले आर्थिक वर्ष २०७६/७७ देखि नै वित्तीय विवरण नेपाल वित्तीय प्रतिवेदनमान (NFRS) को आधारमा पूर्ण कार्यान्वयन गरेकोले आर्थिक वर्ष २०७८/७९ को वार्षिक प्रतिवेदन नेपाल वित्तीय प्रतिवेदनमान (NFRS) अनुसार पेश गरिएको छ।

संचालक समितिको तर्फबाट यहाँहरु समक्ष यस वित्तीय संस्थाको वार्षिक प्रतिवेदनको साथै आ.व. २०७८/७९ आषाढ मसान्तको वासलात, आर्थिक वर्ष २०७८/७९ को नाफा नोक्सान हिसाब, आ.व. २०७८/७९ को नगद प्रवाह विवरण, आ.व. २०७८/७९ को अन्य विस्तृत आम्दानी विवरण, आ.व. २०७८/७९ को ईक्वीटीमा भएको परिवर्तनको विवरण तथा सोही अवधिको विवरणहरु (अनुसूचीहरु) तथा संस्थाको विभिन्न क्रियाकलापहरु अनुमोदनका लागि प्रस्तुत गरिएको छ।

शेयरधनी महानुभावहरु, यस सम्मानित सभामा संचालक समितिको तर्फबाट गत आर्थिक वर्ष २०७८/७९ मा संस्थाले हासिल गरेका उपलब्धी, सामना गर्नु परेका चुनौती र चालु आर्थिक वर्ष २०७९/८० को लागि लिइएका रणनीति तथा कार्यक्रम लगायतका विविध विषयहरु पेश गर्दछौं।

(क) विगत वर्षको कारोवारको सिंहावलोकन:

संस्थाले आफ्नो स्थापनाकालदेखि नै गरीब तथा विपन्न महिलाहरुको घरदैलोमा पुगेर लघुवित्त कार्यक्रम मार्फत उनीहरुको जीवनस्तर उकास्ने कार्यमा अनवरत रुपमा प्रयासरत छ। संस्थाले आर्थिक वर्ष २०७८/७९ को अन्तसम्ममा देशको ७७ जिल्लाका १८५ शाखा कार्यालयका २२ हजार १७९ केन्द्र मार्फत ३ लाख ९७ हजार ५९६ परिवारलाई घरदैलोमा सरल किसिमले लघुवित्त वित्तीय सेवा प्रदान गरिरहेको छ। आर्थिक वर्ष २०७८/७९ का उपलब्धीहरु देहाय बमोजिमका उप-शीर्षकहरुमा पेश गर्दछौं।



(१) पूँजी वृद्धि:

संस्थाको चुक्ता पूँजी रु.१ अर्ब ६९ करोड ५० लाख २५ हजार रहेकोमा गत वर्ष तेइसौं वार्षिक साधारण सभाबाट बोनस शेयर रु.५० करोड २५ हजार पारित भएपश्चात संस्थाको कूल चुक्ता पूँजी रु.२ अर्ब १९ करोड ५० लाख २५ हजार पुगेको छ । संस्थाको चुक्ता पूँजीको १९ प्रतिशतले हुन आउने बोनस शेयर रु.४१ करोड ७० लाख ५४ हजार ७५० र सो चुक्ता पूँजीको १ प्रतिशतले हुन आउने रकम रु.२ करोड १९ लाख ५० हजार २५० नगद लाभांश (बोनस शेयरमा लाग्ने कर प्रयोजनको लागि) समेत पारित गर्नको लागि प्रस्ताव पेश गरिएको छ र उक्त प्रस्ताव स्वीकृति भएमा संस्थाको चुक्ता पूँजी रु.२ अर्ब ६१ करोड २० लाख ७९ हजार ७५० पुग्नेछ ।

(२) कार्यक्रम तथा कारोबार विस्तार:

संस्थाको आर्थिक वर्ष २०७८/७९ मा ग्राहक संख्या १८ हजार १०१ ले वृद्धि भई वर्षान्तमा कूल ग्राहक संख्या ३ लाख ९७ हजार ५९६ पुगेको छ । ग्राहक संख्या वृद्धि सँगसँगै लगानीमा रहेको कर्जा, निक्षेप तथा बचतमा पनि वृद्धि भएको छ । अघिल्लो वर्ष लगानीमा रहेको कर्जा रु.२४ अर्ब ७ करोड ७५ लाख ६२ हजार रहेकोमा समीक्षा वर्षमा रु.३ अर्ब ६१ करोड ३५ लाख ६४ हजारले वृद्धि भई रु.२७ अर्ब ६९ करोड ११ लाख २७ हजार पुगेकोछ । अघिल्लो आर्थिक वर्षसम्म निक्षेप तथा बचत रु.१५ अर्ब ८१ करोड ९२ लाख १ हजार रहेकोमा समीक्षा वर्षमा रु.२ अर्ब ३६ करोड ३६ लाख २८ हजारले वृद्धि भई रु. १८ अर्ब १८ करोड २८ लाख २९ हजार पुगेकोछ ।

(३) कर्मचारी तालिम तथा वृत्ति विकास:

संस्थामा २०७९ आषाढ मसान्तमा केन्द्र परिचालक सहित कूल १,१९९ जना कर्मचारीहरु सेवारत छन् । संस्थाको सफलता त्यस संस्थामा कार्यरत कर्मचारीहरुको सेवाको गुणस्तरमा निर्भर रहने हुँदा कर्मचारीहरुको छनौट, सरुवा, बढुवा, तथा वृत्ति विकासमा संस्थाले उपयुक्त नीति बनाई प्रभावकारी ढंगले कार्यान्वयन गर्दै आईरहेको छ ।

संस्थाले लघुवित्त कार्यक्रमलाई प्रभावकारी बनाउन, कर्मचारीको क्षमता एवं कार्यकुशलतामा गुणस्तरीयता वृद्धि गर्न, उत्पादकत्व बढाउन, सूक्ष्म अनुगमन प्रणालीलाई प्रभावकारीरूपमा कार्यान्वयन गर्न आफ्ना कर्मचारीहरुलाई स्वदेशमा र वैदेशिक तालिमको अवसर दिई क्षमता अभिवृद्धि गर्ने कार्यलाई निरन्तरता दिएको छ । संस्थाले कर्मचारीहरुको क्षमता अभिवृद्धि गर्न आर्थिक वर्ष २०७८/७९ मा आफैले आयोजना गरेको तथा राष्ट्रिय स्तरमा आयोजित तालिममा कूल १,२५१ जना कर्मचारीहरुलाई सहभागी गराएको छ । यस आ.व.मा पनि कर्मचारी तालिमलाई प्राथमिकता दिईनेछ ।

(४) संस्थागत सुशासन:

संस्थामा संस्थागत सुशासन (Corporate Governance) कायम राख्ने विषयमा संचालक समिति तथा व्यवस्थापन सदैव प्रतिवद्ध रहेको छ । संचालक समितिका सदस्यहरु तथा कर्मचारीहरुले नेपाल राष्ट्र बैंक तथा नियमनकारी निकायहरुबाट तोकिएका आचरण सम्बन्धी व्यवस्थाहरुको पूर्ण परिपालना गरेका छन् । संस्थागत सुशासन संस्थाको काम कारवाहीको मार्ग दर्शनको रुपमा रहेको छ । संचालक समितिका काम कारवाहीहरु तथा संस्थाका अन्य सबै क्रियाकलापहरु पारदर्शी रुपमा संचालन गरी संस्थागत सुशासनको विकास गर्न एवं सोको अनुभूति गराउन संस्था क्रियाशील छ ।

(५) ग्राहक संरक्षण, सामाजिक जवाफदेहिता तथा लघुउद्यमशीलता विकास र विस्तार:

संस्थाले ग्राहक सदस्यहरुको दिगोपनालाई ध्यानमा राखी सदस्यहरुलाई लघु उद्यमीबाट साना उद्यमी बनाउने उद्देश्यका साथ विभिन्न शाखा कार्यालयहरुमा सम्बन्धित विशेषज्ञहरुबाट सीप/उद्यमशीलता विकास तालिम प्रदान गर्दै आएको छ ।

संस्थाले आ.व. २०७८/७९ मा ग्राहकहरुको गुणस्तरीय क्षमता अभिवृद्धि गर्नको लागि सातै प्रदेशमा आयोजना गरेको सीप विकास तालिममा १,०२० जना ग्राहक सदस्यहरु लाभान्वित भएका छन् । तालिमबाट संस्थामा आवद्ध सदस्यहरुलाई उद्यमशीलता विकासमा मद्दत पुगेको छ ।



संस्थाले घरपरिवारमा आयआर्जन गर्ने मुख्य सदस्यको मृत्यु भएका, कोभिड महामारीको कारण परियोजना संचालन हुन नसकेका, आगलागी तथा बाढी पहिरोको कारणले परियोजना नष्ट भएका, घरको आय आर्जन गर्ने मुख्य व्यक्ति दुर्घटनाको कारण स्थायी असक्तता भई आयआर्जन गर्न नसकेका, परिवारको कूनै सदस्यलाई गम्भीर प्रकृतिको रोगको उपचारमा अत्याधिक रकम खर्च गरेका, पशुपंक्षी जन्य महामारीको कारण परियोजना नष्ट भई समस्यामा परेका शाखा तथा क्षेत्रीय कार्यालयहरुबाट सिफारिस भई आएका ३,००० जना सदस्यहरुलाई आ.व. २०७८/०७९ मा प्रति सदस्य रु.६,०००/- का दरले रु.१८,०००,०००/- दैनिक उपभोग्य वस्तुको खरिद गर्नको लागि आर्थिक राहत/अनुदान प्रदान गरिएको छ । यसैगरी, संस्थाले प्राकृतिक, दैवी प्रकोप तथा समस्यामा परेका उद्यमी सदस्यहरुलाई व्यवसाय पुनःस्थापना गर्न आ.व. २०७८/७९ मा प्राकृतिक र दैवी प्रकोप आगलागी, बाढी, पहिरो हावाहुरी आदिबाट प्रभावित १,०५९ जना उद्यमी सदस्यहरुलाई व्यवसाय पुनःस्थापनको लागि रु.२,८६५,०००/- रकम राहत/अनुदान प्रदान गरिएको छ ।

संस्थाले ग्राहक/सदस्यहरु सुत्केरी हुँदा पोषणयुक्त खानाको लागि आ.व. २०७८/७९ मा २,८२० जना सुत्केरी भएका ग्राहक सदस्यहरुलाई कूल रकम रु.४,५०९,५००/- प्रदान गरिएको छ ।

संस्थाले समाजप्रतिको जवाफदेहितालाई मनन गरी उच्च शिक्षामा निरन्तरता तथा सफलताको लागि थप प्रोत्साहन, हौसला प्राप्त मिल्ने अपेक्षा सहित सातै प्रदेशका १८१ वटै शाखा कार्यालयमार्फत संस्थामा आवद्ध ग्राहक सदस्यहरुका छोरा र छोरीमध्येबाट प्रत्येक वर्ष १२ कक्षा उत्तिर्ण गरेका छात्र र छात्रालाई छात्रवृत्ति प्रदान गर्दै आईरहेको छ । आ.व. २०७८/७९ मा २९२ जना छात्र/छात्राहरुलाई छात्रवृत्ति रु.१,७५२,०००/- प्रदान गरिएको छ ।

संस्थाले आफ्ना ग्राहक/सदस्य, ग्राहक/सदस्यका पति, सासु/ससुरा तथा छोराछोरीलाई क्यान्सर, मृगौला फेल भइ डायलाइसिस, मुटुको भल्वको सत्यक्रिया, लामो समयदेखि कोमामा उपचाररत, हृदयघातका कारण आजीवन अशक्त, वोनम्यारो प्रत्यारोपण, प्यारालाइसिस भई स्थायी अशक्तता, दुवै आँखाको ज्योति गुमेको र पाठेघरको समस्या भई शल्यक्रिया गर्नु परेका ग्राहक सदस्यहरुलाई उपचारमा सहयोग पुऱ्याउने उद्देश्यले आर्थिक सहायता रकम उपलब्ध गराउँदै आएको छ । आ.व. २०७८/७९ मा २१४ जना ग्राहक/सदस्य, पति, सासु/ससुरा तथा छोराछोरीलाई गम्भीर प्रकृतिको रोग लागेकोले प्रति ग्राहक/सदस्य रु. ५,०००/- का दरले कूल रकम रु.१०७,०००/- उपलब्ध गराइएको छ ।

संस्थाले उद्यमी सदस्य तथा पतिको मृत्यु हुदाँ बीमा कम्पनीसँग सहकार्य गरी कर्जाको अतिभारबाट मुक्त गराई परिवारको आर्थिक अवस्थामा सन्तुलन कायम गर्न बीमा क्षतिपूर्ति रकम प्रदान गर्दै आएको छ । आ.व २०७८/७९ मा २,६६६ जना उद्यमी (पतिसमेत) को मृत्यु भएकोले ग्रामीण कर्जा बीमा क्षतिपूर्ति रकम कूल रु.२०७,३४१,४३९/- प्रदान गरिएको छ ।

संस्थाले समाजप्रतिको दायित्व वहन गर्दै सामाजिक उत्तरदायित्व कार्यक्रमअन्तर्गत आ.व. २०७८/७९ मा सातै प्रदेशका ११ वटा विद्यालयहरुलाई प्रतिविद्यालय रु.५००,०००/- का दरले कूल रु.५,५००,०००/- अनुदान रकम उपलब्ध गराएको छ ।

(६) वित्तीय साक्षरता अभियान:

संस्थाले ग्राहक सदस्यको आवश्यकता तथा चाहना अनुसारका वित्तीय तथा गैरवित्तीय सेवा उपलब्ध गराउँदै आएको छ । संस्थाले उपलब्ध गराएको सेवाले ग्राहक सदस्यहरुमा पारेको सकारात्मक प्रभाव र सुधार गर्नु पर्ने विषयहरुमा जानकारी लिई सोही अनुसार सेवामा प्रभावकारिता ल्याउने उद्देश्यले गण्डकी, लुम्बिनी र सुदूरपश्चिम प्रदेशमा प्रदेश स्तरीय केन्द्र प्रमुख कार्याशाला गोष्ठी सम्पन्न गरेको छ । उक्त कार्यक्रममा ३१५ जना केन्द्र प्रमुखहरुको उपस्थिति रहेको थियो । कार्यक्रममा उपस्थित ३७ जना केन्द्र प्रमुखहरुले सामर्थ्यको आधारमा कर्जा लिई सहि सदुपयोग गर्दा आर्थिक अवस्थामा सुधार आएको प्रगतिको विवरण आदान प्रदान गरेका थिए ।

संस्थाले आ.व. २०७८/७९ मा सातै प्रदेशका ग्राहक सदस्य तथा अभिभावकहरुलाई आवश्यकता तथा चाहनाहरु, वित्तीय लक्ष्य, वित्तीय अनुशासन, कर्जा, ऋण लिने, बचत गर्ने, वित्तीय अनुशासन, पारिवारिक बजेट र योजना, बचतको



महत्व, कर्जा सदुपयोगिता, सफा नोट नीति, सम्पत्ति शुद्धिकरण, विप्रेषण, व्याजदर, आय उत्पादनका उपायहरू, ग्राहक संरक्षणका साथै विद्युतीय वित्तीय सेवाहरूको बारेमा जानकारी गराउने उद्देश्यले वित्तीय साक्षरता तालिम प्रदान गरेको छ। उक्त वित्तीय साक्षरता तालिमबाट ४६१ जना ग्राहक सदस्य तथा अभिभावकहरू लाभान्वित भएका छन्। चालु आ.व. २०७९/८० मा पनि यस कार्यलाई निरन्तरता दिइनेछ।

(७) राजश्वमा योगदान:

संस्थाले आ.व. २०७८/७९ मा नेपाल सरकारलाई संस्थागत आयकर वापत रु.४७८,५५७,८९१।४५ बचत तथा निक्षेपकर्ताहरूको व्याजकर वापत रु.२७,१२०,९३१।२४ र कर्मचारीहरूको पारिश्रमिक आयकर वापत रु.८७,५०२,८५२।५९ गरी कूल रु.५९३,१८१,६७५।२८ राजश्वमा योगदान गरेको छ। संस्थाले कार्यालय संचालन गर्न भाडामा लिएका घरको घरबहाल कर स्थानीय निकायले तोकेको दरमा सम्बन्धित स्थानीय निकायमा दाखिला गरिएको छ।

(८) उत्पादकत्व तथा कार्यकुशलता अभिवृद्धिको लागि सूचना प्रविधिको उच्चतम प्रयोग:

संस्थाले सदस्यहरूलाई समयानुकूल गुणस्तरीय सेवा प्रदान गर्न प्रविधिमूलक सेवाहरूको विकास र विस्तारमा जोड दिदै आएको छ। संस्थाका सबै कार्यालयहरू Web Based Online Software को माध्यमबाट संचालनमा आएका छन्। संस्थाले विकास गरी संचालनमा ल्याएको Web Based Online Software लाई समयानुकूल Upgrade गर्दै ग्रामीण दूरदराजका विपन्न समुदाय/व्यक्तिहरूलाई प्रविधिमा आधारित बैकिङ्ग सेवाहरू प्रदान गर्ने लक्ष्यका साथ Tablet को माध्यमबाट केन्द्रमा किस्ता तथा निक्षेप बचत संकलन गर्ने कार्य भईरहेको छ। आगामी दिनमा प्रविधिमा आधारित बैकिङ्ग सेवा प्रवाह गरी दूरदराजका विपन्न वर्गलाई अधिकतम सेवा प्रवाह गर्ने तथा संस्थाको उत्पादकत्व वृद्धि गर्ने कार्यलाई जोड दिइनेछ।

(९) आ.व. २०७८/७९ मा कम्पनीको वित्तीय कारोवार सम्बन्धी विवरण:

(९.१) नाफा नोक्सान स्थिति:

आर्थिक वर्ष २०७८/७९ मा संस्थाको खर्चहरू मध्ये सबैभन्दा बढी रु.९४ करोड ६६ लाख ६४ हजार कर्मचारी तलब भत्ता शीर्षकमा खर्च भएको छ। गतवर्ष यो खर्च रु.९४ करोड २३ लाख ८९ हजार रहेको थियो। कार्यालय संचालन तर्फ गतवर्ष रु.१२ करोड ३० लाख २९ हजार रहेकोमा समीक्षा वर्षमा रु.१२ करोड २७ लाख ८५ हजार रहेको छ। कमीशन तथा अन्य शुल्क खर्च तर्फ रु.९० लाख २६ हजार रहेकोमा समीक्षा वर्षमा रु.१८ लाख ६३ हजार रहेको छ।

संस्थाले विभिन्न बैंक तथा वित्तीय संस्थाहरूबाट लिएको कर्जा र ग्राहक सदस्यहरूको बचतमा दिएको व्याज खर्च गतवर्ष रु.१ अर्ब ३६ करोड ६६ लाख ९० हजार रहेकोमा समीक्षा वर्षमा रु.१ अर्ब ८२ करोड ७३ लाख २४ हजार खर्च भएको छ। अपलेखन गरिएको कर्जा खर्च विगत वर्षमा रु.८ लाख ६८ हजार रहेकोमा समीक्षा वर्षमा रु.२१ लाख ४६ हजार रहेको छ। अन्य संचालन आम्दानी अर्न्तगत रु.१ लाख ५३ हजार रहेको छ।

आम्दानी तर्फ समीक्षा वर्षमा रु.३ अर्ब ९४ करोड ३५ लाख ९४ हजार व्याज आर्जन भएको छ। गतवर्ष यो रकम रु.३ अर्ब ७४ करोड ३७ लाख ६० हजार थियो। कमिशन तथा अन्य आम्दानी तर्फ रु.२८ करोड २७ लाख २१ हजार प्राप्त भएको छ। गतवर्ष यो रकम रु.४९ करोड २६ लाख ४९ हजार थियो। विगतमा अपलेखन गरिएको कर्जाको असुली वापत यस वर्ष रु.४ लाख ८४ हजार आम्दानी भएको छ। गतवर्षमा यो रकम रु.५ लाख ८० हजार रहेको थियो।

सम्भावित नोक्सानी वापतको व्यवस्था रु.२४ करोड ६२ लाख ९७ हजार रहेको छ। गत वर्षमा यो रकम रु.१६ करोड ३६ लाख ७३ हजार रहेको थियो। यसरी समीक्षा वर्षमा रु.७५ करोड ८३ हजार खुद मुनाफा भएको छ। गत वर्ष खुद मुनाफा रु.१ अर्ब १८ करोड ८८ लाख १७ हजार भएको थियो।

(९.२) सम्पत्ति दायित्वको अवस्था:

आर्थिक वर्ष २०७८/७९ को मुनाफाबाट प्रस्तावित बोनस शेयर समेत गरी संस्थाको चुक्ता पूँजी रु.२ अर्ब ६१ करोड



२० लाख ७९ हजार ७५० पुगेछ । आर्थिक वर्ष २०७८/७९ को अन्तसम्म बचत तथा निक्षेप रु.१८ अर्ब १८ करोड २८ लाख २९ हजार पुगेको छ । गत वर्ष कूल बचत तथा निक्षेप रु.१५ अर्ब ८१ करोड ९२ लाख १ हजार रहेको थियो । २०७९ आषाढ मसान्तसम्ममा बैंक तथा वित्तीय संस्थाहरुबाट रु.६ अर्ब २८ करोड ९३ लाख ३८ हजार ऋण/सापट लिइएको छ । गत वर्षमा बैंक तथा वित्तीय संस्थाहरुबाट रु.६ अर्ब ३३ करोड ५ लाख ३३ हजार ऋण/सापट लिइएको थियो । आर्थिक वर्ष २०७८/७९ को आषाढ मसान्तमा संस्थामा रु.१४ करोड २७ लाख ३३ हजार बराबरको ढासकट्टी पछिका खुद स्थिर सम्पत्तिहरु रहेका छन् ।

(ख) राष्ट्रिय तथा अन्तर्राष्ट्रिय परिस्थितिबाट कम्पनीको कारोवारलाई कूनै असर परेको भए सो असर:

कारोना भाइरस (कोभिड-१९) को प्रकोपले गर्दा कर्जा असूली लगायत वित्तीय कारोवारमा प्रतिकूल असर परेको छ । यसको असरलाई सकेसम्म कम गर्न ग्राहक सदस्यका हितका लागि विभिन्न कार्यक्रमहरु संचालन गरिएको छ । यस्ता कार्यक्रमहरुलाई आगामी दिनमा समेत निरन्तरता दिइनेछ । लघुवित्त संस्थाहरुको संख्यात्मक वृद्धि भएको कारण अस्वस्थ प्रतिस्पर्धाले खराब कर्जा बढ्न सक्ने जोखिम देखिएको छ । यस प्रकारका जोखिमबाट वित्तीय संस्थालाई पर्ने असर सकेसम्म कम गर्न समयानुकूल आफ्ना कार्यक्रम तथा सेवा प्रवाहमा परिमार्जन गर्दै लगिएको छ ।

(ग) प्रतिवेदन तयार भएको मितिसम्म चालु वर्षको उपलब्धी र भविष्यमा गर्नुपर्ने कुराको सम्बन्धमा सञ्चालक समितिको धारणा:

चालु आर्थिक वर्ष २०७९/८० को पौष महिनाको अन्तसम्म संस्थाको प्रगति भलक गत वर्षको सोही मितिको तुलनामा निम्नानुसार रहेको व्यहोरा अनुरोध गर्दछौं ।

विवरण	२०७९ पौष मसान्त	२०७८ पौष मसान्त
ग्राहक संख्या	४ लाख २ हजार ४१४	३ लाख ८९ हजार ९४१
ऋणी संख्या	२ लाख ३७ हजार ४२१	२ लाख ३२ हजार १००
बचत तथा निक्षेप	१८ अर्ब ९४ करोड ३८ लाख ३४ हजार	१७ अर्ब ५ करोड १६ लाख ९ हजार
लगानीमा रहेको कर्जा	२७ अर्ब १ करोड ८५ लाख ११ हजार	२६ अर्ब ९५ करोड २४ लाख ८१ हजार
व्याज आम्दानी	१ अर्ब ९९ करोड १० लाख ९० हजार	१ अर्ब ८८ करोड ०१ लाख ७६ हजार
अन्य आम्दानी	१८ करोड २६ लाख ०८ हजार	२७ करोड ४३ लाख १० हजार
व्याज खर्च	१ अर्ब ०२ करोड ४२ लाख ५८ हजार	८१ करोड ९७ लाख ८२ हजार
संचालन खर्च	४९ करोड ७४ लाख ०९ हजार	५८ करोड ५४ लाख ८३ हजार
कर्जा जोखिम व्यहोर्ने खर्च	४१ करोड १२ लाख ६६ हजार	४ करोड ७१ लाख ५६ हजार
संचालन मुनाफा	२४ करोड ०७ लाख ६५ हजार	७० करोड ५० लाख ६५ हजार
कर्मचारी बोनस खर्च		
आयकर	७ करोड २२ लाख २९ हजार	२१ करोड १० लाख ७० हजार
खुद मुनाफा	१६ करोड ८५ लाख ३४ हजार	४९ करोड ३९ लाख ९५ हजार

संस्थाले देहायका मुख्य सरोकारवालाहरु (Stakeholders) को आवश्यकता, चाहना र अपेक्षालाई समेट्ने प्रयास गरेको छ :

- (१) ग्राहकहरुको चाहना र आवश्यकता अनुसार उचित मुल्यमा गुणस्तरीय सेवा प्रवाह गर्ने ।
- (२) कर्मचारीका लागि समय सापेक्ष क्षमता अभिवृद्धिको कार्यक्रम ल्याउने ।
- (३) ग्राहक सदस्यको नयाँ व्यवसाय सुरु गर्न तथा विस्तारको लागि आवश्यक व्यवसायीक तालिमलाई निरन्तरता दिइने ।
- (४) लघुवित्त क्षेत्रमा प्रमुख समस्याकोरूपमा रहेको Multi-financing तथा Dropout rate लाई कम गर्न निर्धनमा मात्र बस्ने ग्राहक सदस्यहरुलाई समयको आधारमा बर्गीकरण गरि थप विशेष सुविधा प्रदान गरिएको ।



- (५) ग्राहक संरक्षण कोष (Client Protection Fund) लाई सदस्यहरूको सामुहिक हित हुने कार्य, सदस्यहरूको व्यवसायको प्रवर्द्धन, ग्राहकहरूको शिक्षा र क्षमता विकास तथा समस्यामा परेका ऋणीहरूको व्यवसायको सुरक्षण एवं पुनर्स्थापना कार्यमा प्रभावकारीरूपले परिचालन गरिने ।
- (६) संस्थागत सामाजिक उत्तरदायित्व तर्फ सचेत रही सम्भव भएसम्म पुरा गर्न अग्रसर हुने ।
- (७) नेपाल राष्ट्र बैंकले तोकेको पूँजी पर्याप्तता पुऱ्याउने गरी कारोवार बढाउने ।

(घ) कम्पनीको औद्योगिक वा व्यवसायिक सम्बन्ध:

समीक्षा अवधिमा संस्थाले आफ्ना सबै सरोकारवालाहरूसँग सौहार्दपूर्ण र व्यवसायिक सम्बन्ध विस्तार गरेको छ । पारदर्शिता र व्यवसायिकता आधारमा स्थापित भएका यस्ता सम्बन्धहरू फलदायी हुने र संस्थाको भावी प्रगति र सफलताका लागि पनि उपयुक्त हुने विश्वास हामीले लिएका छौं ।

(ङ) सञ्चालक समितिमा भएको हेरफेर र सोको कारण:

संस्थामा संचालक श्री शरद निधि तिवारीको अध्यक्षतामा ६ सदस्यीय संचालक समिति रहेको छ । आर्थिक वर्ष २०७८/७९ मा सबै सञ्चालकहरू यथावत रहेका छन् ।

(च) कारोवारलाई असर पार्ने मुख्य कुराहरू:

संस्थाको कारोवारलाई असर पार्ने मुख्य कुराहरू देहाय बमोजिम छन् ।

- (१) एकै व्यक्तिले विभिन्न लघुवित्त संस्थाहरूबाट कर्जा चलाउने प्रवृत्तिबाट उत्पन्न हुने कठिनाईहरू ।
- (२) लघुवित्त क्षेत्रमा हुने अत्यधिक प्रतिस्पर्धाबाट सृजना हुने सम्भावित जोखिमहरू ।
- (३) बैंक तथा वित्तीय संस्थाहरूको तरलतामा संकुचन आउँदा यस संस्थाले पाउन सक्ने वित्तीय श्रोतमा हुन सक्ने कमिबाट उत्पन्न समस्या ।

(छ) लेखापरीक्षण प्रतिवेदनमा कुनै कैफियत उल्लेख भएको भए सो उपर संचालक समितिको प्रतिक्रिया:

संस्थाको तेइसौं वार्षिक साधारण सभाबाट नियुक्त हुनुभएका लेखापरीक्षक श्री सुन्दर एण्ड कम्पनी चार्टर्ड एकाउन्टेन्ट्सले लेखापरीक्षण गर्नु भएको छ । लेखापरीक्षण प्रतिवेदनमा कुनै नकारात्मक कुरा उल्लेख गरिएको छैन । यस प्रतिवेदनसाथ संलग्न लेखापरीक्षण प्रतिवेदन र लेखा विवरणहरूले संस्थाको यथार्थ स्थितिको चित्रण गरेको छ । लेखापरीक्षकको प्रतिवेदन माथि संचालक समितिको तर्फबाट कुनै टिप्पणी (Comment) नरहेको जानकारी गराउँदछौं ।

(ज) लाभांश बाँडफाँड गर्न सिफारिश गरिएको रकम:

संस्थाको संचालक समितिले यस साधारण सभाको लागि शेयरधनी किताब बन्द गर्दासम्मको चुक्ता पूँजी रु.२ अर्ब १९ करोड ५० लाख २५ हजारको १९ प्रतिशतले हुन आउने रकम रु.४१ करोड ७० लाख ५४ हजार ७५० बोनस शेयर र सो चुक्ता पूँजीको १ प्रतिशतले हुन आउने रकम रु.२ करोड १९ लाख ५० हजार २५० नगद लाभांश (बोनस शेयरमा लाग्ने कर प्रयोजनको लागि) समेत मुनाफा बाँडफाँड गरी वितरण गर्ने प्रस्ताव गरेको व्यहोरा सहर्ष पेश गर्दछौं ।

(झ) शेयर जफत भएको भए जफत भएको शेयर संख्या, त्यस्तो शेयरको अङ्कित मूल्य, त्यस्तो शेयर जफत हुनुभन्दा अगावै सोवापत कम्पनीले प्राप्त गरेको जम्मा रकम र त्यस्तो शेयर जफत भएपछि सो शेयर बिक्री गरी कम्पनीले प्राप्त गरेको रकम तथा जफत भएको शेयरवापत रकम फिर्ता गरेको भए सोको विवरण:

समीक्षा वर्षमा कुनै पनि शेयर जफत भएको छैन ।

(ञ) विगत आर्थिक वर्षमा कम्पनी र यसको सहायक कम्पनीको कारोवारको प्रगति र सो आर्थिक वर्षको अन्त्यमा रहेको स्थितिको पुनरावलोकन ।

नरहेको ।



- (ट) कम्पनी तथा यसको सहायक कम्पनीको आर्थिक वर्षमा सम्पन्न गरेको प्रमुख कारोबारहरु र सो अवधिमा कम्पनीको कारोबारमा आएको कूनै महत्वपूर्ण परिवर्तन ।

नरहेको ।

- (ठ) विगत आर्थिक वर्षमा कम्पनीको आधारभूत शेयरधनीहरुले कम्पनीलाई उपलब्ध गराएको जानकारी:

केहि नभएको ।

- (ड) विगत आर्थिक वर्षमा कम्पनीका सञ्चालक तथा पदाधिकारीहरुले लिएको शेयर स्वामित्वको विवरण र कम्पनीको शेयर कारोबारमा निजहरु संलग्न रहेको भए सो सम्बन्धमा निजहरुबाट कम्पनीले प्राप्त गरेको जानकारी:

गत आर्थिक वर्ष २०७८/७९ को वर्षान्तमा यस संस्थाका संचालक तथा पदाधिकारीहरुले देहाय बमोजिमको संस्थापक र साधारण शेयर धारण गरेका छन् ।

(१) संचालक समितिका पदाधिकारीहरु:

क्र.सं.	नाम, पद	संस्थापक शेयर	सर्वसाधारण शेयर	कूल शेयर संख्या
१.	श्री शरद निधि तिवारी, अध्यक्ष	-	-	-
२.	श्री देबेन्द्र बहादुर राउत, संचालक	६,३७८	३,०२२	९,४००
३.	श्री सन्तोष कुमार भट्टराई, संचालक (एभरेष्ट बैंक लिमिटेड)	१,६७१,४०१		१,६७१,४०१
४.	श्री सुन्दर बास्तोला, संचालक (हिमालयन बैंक लिमिटेड)	१,६७१,४०१		१,६७१,४०१
५.	श्री टोप बहादुर रायमाझी, संचालक	-	१५९,५१९	१५९,५१९
६.	श्री सम्रिता तिवारी, संचालक	-	३२९	३२९

(२) व्यवस्थापन पदाधिकारीहरु:

क्र.सं.	नाम, पद	संस्थापक शेयर	सर्वसाधारण शेयर	कूल शेयर संख्या
१.	श्री जनार्दन देव पन्त, प्रमुख कार्यकारी अधिकृत	१३९,५७४	६६,१४९	२०५,७२३
२.	श्री राम बहादुर चौधरी, कम्पनी सचिव	-	८,४२४	८,४२४

संस्थाको संचालक तथा पदाधिकारीहरुले संस्थाबाट निष्काशन गरिएको शेयर खरिद गर्ने र साधारण सभाबाट पारित बोनस शेयर ग्रहण गर्ने बाहेक शेयर कारोबारमा अरु कूनै संलग्नता रहेको जानकारी प्राप्त भएको छैन ।

- (ढ) विगत आर्थिक वर्षमा कम्पनीसँग सम्बन्धित सम्भौताहरुमा कूनै सञ्चालक तथा निजको नजिकको नातेदारको व्यक्तिगत स्वार्थको बारेमा उपलब्ध गराइएको जानकारीको व्यहोरा:

यस प्रकारको कूनै सम्भौता नभएको ।

- (ण) कम्पनीले आफ्नो शेयर आफैले खरिद गरेको भए त्यसरी आफ्नो शेयर खरिद गर्नुको कारण, त्यस्तो शेयरको संख्या र अङ्कित मुल्य तथा त्यसरी शेयर खरिद गरेबापत कम्पनीले भुक्तानी गरेको रकम:

समीक्षा वर्षमा कम्पनीले आफ्नो शेयर आफै खरिद गरेको छैन ।

- (त) आन्तरिक नियन्त्रण प्रणाली भए वा नभएको र भएको भए सो को विस्तृत विवरण :



संस्थाले आन्तरिक नियन्त्रणको लागि प्रशासनिक नियन्त्रण, बजेटरी नियन्त्रण, कम्प्यूटरकृत अभिलेख प्रणाली, ट्याब बैकिङ्गबाट कर्जा बचत असुली, नियमित अनुगमन, आन्तरिक लेखापरीक्षण जस्ता प्रयास गर्दै आएको छ । संस्था संचालन गर्ने आर्थिक प्रशासन विनियमावली, कर्मचारी सेवा विनियमावली, कर्जा नीति, कार्य संचालन निर्देशिका, ग्राहक अनुगमन निर्देशिका, कर्जा अपलेखन विनियमावली लगायतका विनियमावली, कार्यविधि, नीति निर्देशिकाहरु तयार गरी सोही बमोजिम नियमित रुपमा कार्य भई रहेको छ ।

संचालक समितिले नेपाल राष्ट्र बैंकबाट जारी निर्देशन तथा कम्पनी ऐनको प्रावधानको अधिनमा रहि लेखापरीक्षण समिति, जोखिम व्यवस्थापन समिति, कर्मचारी सेवा सुविधा समिति, सम्पत्ति शुद्धीकरण अनुगमन समिति गठन गरेको छ । यी समितिहरुको बैठक आवधिकरुपमा बस्ने गर्दछ र निर्देशनमा भएका व्यवस्था अनुसार समितिहरुले आफ्नो काम र जिम्मेवारी पुरा गर्दछन् ।

(त.१) लेखापरीक्षण समिति:

संचालक समितिले गैर कार्यकारी संचालक श्री सुन्दर बास्तोलाको संयोजकत्वमा र संचालक श्री सन्तोष कुमार भट्टराई सदस्य हुनेगरी लेखापरीक्षण समिति गठन गरेको छ । सो समितिको सदस्य सचिव आन्तरिक लेखापरीक्षण विभाग प्रमुख रहेका छन् । सो समितिले संस्थाको आर्थिक अवस्थाको समीक्षा, आन्तरिक नियन्त्रण, लेखापरीक्षण सम्बन्धी कार्यक्रम र लेखापरीक्षणको परिणाम सम्बन्धमा विस्तृत छलफल गरी संस्थाको व्यवस्थापनलाई आवश्यक निर्देशन दिने कार्य गर्दै आएको छ ।

(त.२) जोखिम व्यवस्थापन समिति:

संचालक समितिले गैर कार्यकारी संचालक श्री सन्तोष कुमार भट्टराईको संयोजकत्वमा जोखिम व्यवस्थापन समिति गठन गरेको छ । सो समितिमा कर्जा/असुली विभाग प्रमुखलाई सदस्य सचिव तोकिएको छ । लेखापरीक्षण समितिका संयोजक जोखिम व्यवस्थापन समितिको पदेन सदस्य रहने व्यवस्था छ । सो समितिले संस्थाको विद्यमान जोखिम पहिचान, व्यवस्थापन प्रणालीको पर्याप्तता र उपयुक्तता, व्यवसायिक गतिविधिमा निहित जोखिमको स्तर, जोखिम बहन क्षमता, जोखिम बहनको लागि विकास गरेको रणनीति, नीतिगत व्यवस्था आदि सम्बन्धमा विस्तृत छलफल गरी व्यवस्थापनलाई आवश्यक निर्देशन दिने कार्य गर्दै आएको छ ।

(त.३) कर्मचारी सेवा सुविधा समिति:

संचालक समितिले गैर कार्यकारी संचालक श्री देवेन्द्र बहादुर राउतको संयोजकत्वमा कर्मचारी सेवा सुविधा समिति गठन गरेको छ । उक्त समितिमा प्रमुख कार्यकारी अधिकृत र लेखा तथा कोष व्यवस्थापन विभाग प्रमुख सदस्य, मानव संसाधन व्यवस्थापन विभाग प्रमुख सदस्य सचिव रहेका छन् । सो समितिले संस्थाको पारिश्रमिक निर्धारण नीति तर्जुमा गर्न संचालक समितिलाई आवश्यक सहयोग गर्ने, समय समयमा कर्मचारीहरुको पारिश्रमिक संरचनाको अध्ययन तथा विश्लेषण गर्ने, जनशक्ति व्यवस्थापन सम्बन्धी कार्यहरु, श्रम सम्बन्ध सम्बन्धी योजना, नीति मापदण्ड तयार गरी संचालक समिति समक्ष पेश गर्ने गरेको छ ।

(त.४) सम्पत्ति शुद्धीकरण अनुगमन समिति:

संचालक समितिले गैर कार्यकारी संचालक श्री टोप बहादुर रायमाझीको संयोजकत्वमा सम्पत्ति शुद्धीकरण अनुगमन समिति गठन गरेको छ । उक्त समितिमा कर्जा विभाग प्रमुख सदस्य र संचालन विभाग प्रमुख सदस्य सचिव रहेका छन् । साथै प्रमुख कार्यकारी अधिकृत पदेन सदस्य रहेका छन् । सो समितिले सम्पत्ति शुद्धीकरण निवारण सम्बन्धमा नेपाल राष्ट्र बैंकले जारी गरेको निर्देशन बमोजिम संस्थामा भए गरेका कामहरुको अनुगमन गर्ने प्रणालीको विकास गरिएको छ ।

(थ) विगत आर्थिक वर्षको कूल व्यवस्थापन खर्चको विवरण:

आर्थिक वर्ष २०७८/७९ मा संस्थाको कूल व्यवस्थापन खर्च निम्न बमोजिम रु.१,०६९,४४९,७९९/- रहेकोछ ।



क्र.सं.	विवरण	रकम (रु.)
१.	कर्मचारी खर्च	९,४६,६६४,२९४।-
२.	संचालन खर्च	१२२,७८५,४२५।-

(द) लेखापरीक्षण समितिका सदस्यहरूको नामावली, निजहरूले प्राप्त गरेको परिश्रमिक, भत्ता तथा सुविधा, सो समितिले गरेको काम कारवाहीको विवरण र सो समितिले कूनै सुझाव दिएको भए सोको विवरण ।

समीक्षा अवधिमा संस्थाको गैर कार्यकारी संचालक श्री सुन्दर वास्तोलाको अध्यक्षतामा गठित लेखापरीक्षण समितिमा संचालक श्री सन्तोष कुमार भट्टराई सदस्य तथा संस्थाका आन्तरिक लेखापरीक्षण विभाग प्रमुख श्री लेखनाथ न्यौपाने समितिको सदस्य सचिव रहनु भएको छ । समितिले संस्थाको वित्तीय स्थिति, आन्तरिक नियन्त्रण तथा जोखिम व्यवस्थापन प्रणाली, बैधानिक तथा नियमनकारी अनुपालन र लेखापरीक्षण कार्यक्रम बारे नियमित समीक्षा गर्ने गर्दछ । आन्तरिक तथा बाह्य लेखापरीक्षण प्रतिवेदन र नेपाल राष्ट्र बैंकको निरीक्षण प्रतिवेदनहरू माथि विस्तृत छलफल र समीक्षा गरी समितिले वित्तीय संस्था संचालन सम्बन्धी आवश्यक सुझावहरू नियमित रूपमा संचालक समितिलाई प्रदान गर्ने गर्दछ । समीक्षा अवधिमा लेखापरीक्षण समितिको ८ वटा बैठकहरू बसेका थिए । समितिको बैठक भत्ता वापत रु.५८,५००।०० खर्च गरिएको छ । आर्थिक वर्ष २०७८/७९ मा लेखापरीक्षण समितिको बैठकमा छलफल गरिएका मुख्य विषयहरू तल उल्लेख गरे अनुसारका छन् ।

- (१) शाखा, क्षेत्रीय कार्यालय र विभाग प्रमुखको जवाफ र अनुपालना स्थिति बारेमा आन्तरिक लेखापरीक्षण प्रतिवेदनहरू उपर समीक्षा र छलफल ।
- (२) संस्थाको त्रैमासिक वित्तीय अवस्थाको विश्लेषण ।
- (३) आन्तरिक लेखापरीक्षण कार्यप्रगति उपर समीक्षा एवम् छलफल ।
- (४) कार्यालयहरूमा रहेका नगद तथा उपकरणहरू र स्थीर सम्पत्तिहरूको भौतिक जाँचको प्रतिवेदन ।
- (५) बाह्य लेखापरीक्षण प्रतिवेदन तथा नेपाल राष्ट्र बैंकको सुपरिवेक्षण प्रतिवेदन माथि छलफल र सुधारका लागि आवश्यक नीति निर्देशन ।
- (६) अन्य ।

(ध) संचालक, प्रबन्ध संचालक, कार्यकारी प्रमुख, कम्पनीका आधारभूत शेयरधनी वा निजको नजिकका नातेदार वा निज संलग्न रहेको फर्म, कम्पनी वा संगठित संस्थाले कम्पनीलाई कूनै रकम बुझाउन बाँकी भए सो कुरा:

संस्थाका संचालक, प्रमुख कार्यकारी अधिकृत, आधारभूत शेयरधनी र निजका नजिकका नातेदारहरू वा निज संलग्न रहेको फर्म, कम्पनी वा संगठित संस्थाले यस कम्पनीलाई कूनै रकम बुझाउन बाँकी रहेको छैन । आधारभूत शेयरधनीको रूपमा रहेका संस्थागत शेयरधनीहरू मुलतः हिमालयन बैंक लि., नबिल बैंक लि. र एभरेष्ट बैंक लि. बैंकिङ्ग संस्था भएकोले ती संस्थासँग नियमित बैंकिङ्ग, कर्जा सापट कारोवारको सन्दर्भमा लेनादेना बाँकी रहेको रकम बारे यसैसाथ संलग्न लेखापरीक्षण प्रतिवेदन र लेखा विवरणमा उल्लेख गरिएको छ ।

(न) संचालक, प्रबन्ध संचालक, कार्यकारी प्रमुख तथा पदाधिकारीहरूलाई भुक्तानी गरिएको पारिश्रमिक, भत्ता तथा सुविधाको रकम:

(१) अध्यक्ष तथा संचालक :

संचालक समितिका अध्यक्ष तथा संचालकहरूलाई नियमावलीमा उल्लेख भए बमोजिम अध्यक्षलाई रु.८,०००।- र संचालकहरूलाई रु.७,०००।- (कर सहित) प्रति बैठक भत्ता प्रदान गरिएको र सो बाहेक मासिक संचार खर्च वापत रु.१,५००।- प्रदान गरिएको छ ।

आर्थिक वर्ष २०७८/७९ मा बैठक भत्ता वापत संचालकहरूलाई जम्मा रु.३,५२,०००।- संचालक समिति बैठक शिर्षकमा खर्च भएको छ ।



(२) कार्यकारी प्रमुख तथा पदाधिकारीहरूलाई भुक्तानी गरिएको पारिश्रमिक, भत्ता तथा सुविधाको रकम:

क्र.स.	विवरण	प्रमुख कार्यकारी अधिकृत	व्यवस्थापनका अन्य पदाधिकारीहरू
१.	तलब	२,०८८,०००।००	५४,७२७,६७९।००
२.	भत्ता	१,६९२,०००।००	४५,२२५,९४७।००
३.	बिदा वापतको भुक्तानी	५७,२०५।००	५,१२६,६९७।००
४.	बीमा खर्च	१७४,०००।००	३,८३९,४३८।००
जम्मा तलब तथा भत्ता		४,०११,२०५।००	१०८,९१९,७६१।००

यस बाहेक प्रमुख कार्यकारी अधिकृतलाई निम्न बमोजिमका सुविधा प्रदान गरिएको छ ।

(क) सञ्चयकोष र बोनस ऐन अनुसारको बोनस सुविधा ।

(ख) सवारी साधन, इन्धन, मोबाईल, इन्टरनेट र पत्रपत्रिका खर्च सुविधा ।

(प) शेयरधनीहरूले बुझिलिन बाँकी रहेको लाभांशको रकम:

गत वार्षिक साधारण सभाबाट घोषणा भएको खुद लाभांश मध्ये २०७९ आषाढ मसान्तसम्ममा शेयरधनीहरूले बुझिलिन बाँकी रकम रु.४८,८०२,०६८।- रहेको छ ।

(फ) दफा १४१ बमोजिम सम्पत्ति खरिद वा बिक्री गरेको कुराको विवरण:

संस्थालाई आवश्यक सम्पत्तिहरूको खरिद विवरण संलग्न वासलातको अनुसूची ४.११ मा रहेकोछ ।

(ब) दफा १७५ बमोजिम सम्बद्ध कम्पनी बीच भएको कारोबारको विवरण:

आफ्नो कारोबार तथा व्यवसायका सिलसिलामा गरिएका कारोबार बाहेक कम्पनी ऐन, २०६३ को दफा १७५ मा उल्लेख भए बमोजिम अन्य कुनै कारोबार भएको छैन ।

(भ) कम्पनी ऐन, २०६३ तथा प्रचलित कानून बमोजिम संचालक समितिको प्रतिवेदनमा खुलाउनुपर्ने अन्य कुरा:

अन्य कुरा यस वार्षिक प्रतिवेदनमा सान्दर्भिक ठाउँमा खुलाईएको छ ।

कृतज्ञता ज्ञापन:

यस वित्तीय संस्थाको उन्नति तथा प्रगतिको लागि निरन्तर सहयोग, प्रोत्साहन र मार्गदर्शन प्रदान गरी संस्थाको मनोबल उच्च राख्न सहयोग पुऱ्याउनु हुने शेयरधनी महानुभावहरू प्रति हार्दिक कृतज्ञता प्रकट गर्न चाहन्छौं । त्यस्तै, निरन्तर सहयोग र निर्देशनको लागि हामी कम्पनी रजिष्ट्रारको कार्यालय, नेपाल राष्ट्र बैंक, नेपाल धितोपत्र बोर्ड, नेपाल स्टक एक्सचेञ्ज लिमिटेड, सिडिएस एण्ड क्लियरिङ लिमिटेड र कर्जा सूचना केन्द्र लिमिटेडलाई समेत धन्यवाद ज्ञापन गर्न चाहन्छौं । साथै संस्थाको प्रतिष्ठा उच्च राख्न सहयोग गर्नुहुने पत्रकारहरू, यस संस्थालाई कर्जा तथा बैंकिङ सुविधा उपलब्ध गराउने विभिन्न बैंक तथा वित्तीय संस्थाहरू एवं अन्य सम्पूर्ण शुभेच्छुकहरू प्रति संचालक समितिको तर्फबाट हार्दिक आभार व्यक्त गर्दछौं ।

सेवा गर्न अवसर प्रदान गर्ने हाम्रा सबै ग्राहक वर्ग प्रति हार्दिक कृतज्ञता प्रकट गर्दछौं । सबै इमान्दार, परिश्रमी कर्मचारीहरूको परिश्रमबाट संस्थाको उन्नति र प्रगति सम्भव भएकोले यस अवसरमा संस्थाका सम्पूर्ण कर्मचारीहरूलाई हार्दिक धन्यवाद दिन चाहन्छौं ।

अन्त्यमा, विगतमा भै संस्थाको उन्नतिको लागि यहाँहरू सबैबाट आगामी दिनमा पनि सल्लाह, सुझाव र हौसला प्राप्त हुने अपेक्षा राखेका छौं ।

संचालक समितिको तर्फबाट

मिति: २०७९/११/१२

देवेन्द्र बहादुर राउत

संचालक

शरद निधि तिवारी

अध्यक्ष



धितोपत्र दर्ता तथा निष्काशन नियमावली, २०७३ को नियम २६ को उपनियम (२) सँग सम्बन्धित वार्षिक प्रतिवेदन ।

१. संचालक समितिको प्रतिवेदन : यसै वार्षिक प्रतिवेदनमा संलग्न गरिएको छ ।
२. लेखापरीक्षकको प्रतिवेदन : यसै वार्षिक प्रतिवेदनमा संलग्न गरिएको छ ।
३. लेखापरीक्षण भएको वित्तीय विवरण : यसै वार्षिक प्रतिवेदनमा संलग्न गरिएको छ ।
४. कानूनी कारवाही सम्बन्धी विवरण:
 - (क) त्रैमासिक अवधिमा संगठित संस्थाले वा संस्थाको विरुद्ध कुनै मुद्दा दायर नभएको ।
 - (ख) संस्थाको संस्थापक वा संचालकले वा संस्थापक वा संचालकको विरुद्धमा प्रचलित नियमको अवज्ञा वा फौजदारी अपराध गरेको सम्बन्धमा कुनै मुद्दा दायर नभएको ।
 - (ग) कुनै संस्थापक वा संचालक विरुद्ध आर्थिक अपराध गरेको सम्बन्धमा कुनै मुद्दा दायर नभएको ।
५. संगठित संस्थाको शेयर कारोबार तथा प्रगतिको विश्लेषण:
 - (क) धितोपत्र बजारमा भएको संगठित संस्थाको शेयरको कारोबार सम्बन्धमा व्यवस्थापनको धारणा : नेपाल स्टक एक्सचेञ्ज लिमिटेड, नेपाल धितोपत्र बोर्डको सुपरिवेक्षणमा संचालित भएको हुनाले यस सम्बन्धमा व्यवस्थापनको कुनै धारणा नभएको ।
 - (ख) आ.व. २०७८/७९ मा संगठित संस्थाको शेयरको अधिकतम, न्यूनतम र अन्तिम मूल्यका साथै कुल कारोबार शेयर संख्या र कारोबार दिन ।

त्रैमास (महिना)	शेयरको अधिकतम मूल्य	शेयरको न्यूनतम मूल्य	शेयरको अन्तिम मूल्य	कुल कारोबार शेयर संख्या (हजारमा)	कुल कारोबार दिन
प्रथम त्रैमासिक (असोज मसान्त २०७८)	१,५२५	१,४९०	१,४९५	७,४०४	५७
दोश्रो त्रैमासिक (पौष मसान्त २०७८)	१,३१०	१,२२५	१,३०५	३२,३०७	५९
तेस्रो त्रैमासिक (चैत्र मसान्त २०७८)	१,१०५	१,०५७	१,१०५	४,८०९	५८
चौथो त्रैमासिक (आषाढ मसान्त २०७९)	१,१४९।६०	९८५	१,०४८	२३,२०४	६३

६. समस्या तथा चुनौति:

कोरोना भाइरस (कोभिड-१९) को प्रकोपले गर्दा कर्जा असुली लगायत वित्तीय कारोबारमा प्रतिकूल असर परेको छ । लघुवित्त संस्थाहरूको संख्यात्मक वृद्धि भएकोले Multiple financing का कारण खराब कर्जा बढ्न सक्ने जोखिम देखिएको छ । कोभिड-१९ को असरलाई सकेसम्म कम गर्न ग्राहक सदस्यका हितका लागि विभिन्न कार्यक्रमहरू संचालन गरिएको छ । यस प्रकारका जोखिमबाट वित्तीय संस्थालाई पर्ने असर सकेसम्म कम गर्न समयानुकूल आफ्ना कार्यक्रम तथा सेवा प्रवाहमा परिमार्जन गर्दै लगेको छ ।

७. संस्थागत सुशासन:

संस्थागत सुशासन अभिवृद्धिका लागि व्यवस्थापनद्वारा चालिएका कदम सम्बन्धी विवरण:

- (क) संचालक समिति, जोखिम व्यवस्थापन समिति, पदपूर्ति समिति, सम्पत्ति तथा दायित्व समिति, सम्पत्ति शुद्धिकरण अनुगमन समिति लगायत विभिन्न समितिहरू क्रियाशील रहेका छन् ।
- (ख) आन्तरिक नियन्त्रण प्रणालीलाई व्यवस्थित गर्न आन्तरिक लेखापरीक्षकबाट नियमित रूपमा लेखापरीक्षण गराई प्रतिवेदनमा दिइएका सुझावहरू कार्यान्वयन तथा समीक्षा गर्न लेखापरीक्षण समितिको बैठक नियमित बस्ने गरेको छ ।
- (ग) संचालन जोखिमहरू कम गर्न तथा कारोबारलाई व्यवस्थित गर्न विभिन्न आन्तरिक नीति, नियम तथा निर्देशिकाहरूको तर्जुमा गरि लागू गरिएको छ ।



संस्थागत सुशासन सम्बन्धी वार्षिक अनुपालना प्रतिवेदन

(सूचीकृत संगठित संस्थाहरूको संस्थागत सुशासन सम्बन्धी निर्देशिका २०७४ बमोजिम)

सूचीकृत संगठित संस्थाको नाम	निर्धन उत्थान लघुवित्त वित्तीय संस्था लिमिटेड
ठेगाना ईमेल र वेबसाईट सहित	निर्धन भवन, भगवतीबहाल, नक्साल, काठमाण्डौ, नेपाल ईमेल : info@nirdhan.com.np वेबसाईट : www.nirdhan.com.np
फोन न. :	९७७-१-४५१३८४०, ४५१३७९४
प्रतिवेदन पेश गरिएको आ.व.	२०७८/७९

१. सञ्चालक समिति सम्बन्धी विवरण

(क) संचालक समितिको अध्यक्षको नाम तथा नियुक्ति मिति :

श्री शरद निधि तिवारी, नियुक्ति मिति : २०७६।०३।२५

(ख) संस्थाको शेयर संरचना सम्बन्धी विवरण (संस्थापक, सर्वसाधारण तथा अन्य) : २०७९ आषाढ मसान्तको विवरण ।

क्र.स.	शेयर स्वामित्व विवरण	शेयर पूँजी	प्रतिशत
१	स्वदेशी स्वामित्व	१,९९५,३०१,१२५।००	९०।९०
	“क” वर्गका ईजाजत पत्र प्राप्त संस्थाहरु	५४३,४५५,८२८।००	२४।७६
	अन्य संस्थाहरु	५४३,९३७,८०६।००	२४।७८
	सर्वसाधारण	९०७,९०७,४९१।००	४१।३६
२	बैदेशिक स्वामित्व	१९९,७२३,८७५।००	९।१०
	जम्मा	२,१९५,०२५,०००।	१००।००

(ग) सञ्चालक समिति सम्बन्धी विवरण (हाल कायम)

क्र.स.	संचालकहरूको नाम तथा ठेगाना	प्रतिनिधित्व भएको समुह	शेयर संख्या	नियुक्ति भएको मिति	पद तथा गोपनीयताको शपथ लिएको मिति	संचालक नियुक्तिको तरीका (विधि)
१	श्री शरद निधि तिवारी	स्वतन्त्र व्यवसायिक विशेषज्ञ	०	२०७६।०३।२५	२०७६।०३।३०	मनोनित
२	श्री देवेन्द्र बहादुर राउत	संस्थापक	९,४००	२०७५।०८।२६	२०७५।०८।२६	संस्थापक समुहबाट मनोनित
३	श्री सन्तोष कुमार भट्टराई (एभरेष्ट बैंक लिमिटेड)	संस्थापक	१,६७१,४०१	२०७८।०३।०४	२०७८।०३।०४	संस्थापक समुहबाट मनोनित



क्र.स.	संचालकहरुको नाम तथा ठेगाना	प्रतिनिधित्व भएको समुह	शेयर संख्या	नियुक्ति भएको मिति	पद तथा गोपनीयताको शपथ लिएको मिति	संचालक नियुक्तिको तरीका (विधि)
४	श्री सुन्दर वास्तोला (हिमालयन बैंक लि.)	संस्थापक	१,६७१,४०१	२०७८।०९।०१	२०७८।०९।०१	संस्थापक समुहबाट मनोनित
५	श्री टोप बहादुर रायमाझी	सर्वसाधारण शेयरधनी	१५९,५१९	२०७५।०८।२६	२०७५।०८।२६	सर्वसाधारण समुहबाट निर्वाचित
६	श्री सम्रिता तिवारी	सर्वसाधारण शेयरधनी	३२९	२०७५।०८।२६	२०७५।०८।२६	सर्वसाधारण समुहबाट निर्वाचित

(घ) सञ्चालक समितिको बैठक

• सञ्चालक समितिको बैठक सञ्चालन सम्बन्धी विवरण :

क्र.स.	आ.व.२०७८।७९ मा बसेको सञ्चालक समितिको बैठकको मिति	उपस्थित संचालकको संख्या	बैठकको निर्णयमा भिन्न मत राखी हस्ताक्षर गर्ने संचालकको संख्या	गत आ.व.मा बसेको बैठकको मिति
१	२०७८/०५/१८	६	—	२०७७/०४/०५
२	२०७८/०६/२०	६	—	२०७७/०४/१९
३	२०७८/०८/०९	५	—	२०७७/०६/०४
४	२०७८/०९/०१	६	—	२०७७/०७/२७
५	२०७८/०९/२५	६	—	२०७७/०९/२४
६	२०७८/११/२२	६	—	२०७७/०९/२९
७	२०७८/१२/०६	६	—	२०७७/१०/२७
८	२०७८/१२/३०	६	—	२०७७/११/०२
९	२०७९/०१/२७	६	—	२०७७/११/२५
१०	२०७९/०३/०३	५	—	२०७७/१२/२७
११	२०७९/०३/१६	६	—	२०७८/०१/१०
१२	२०७९/०३/१७	६	—	२०७८/०२/०५
१३			—	२०७८/०३/०४
१४			—	२०७८/०३/२२

कुनै सञ्चालक समितिको बैठक आवश्यक गणपुरक संख्या नपुगी स्थगित भएको भए सोको विवरण : छैन ।

• सञ्चालक समितिको बैठक सम्बन्धी अन्य विवरण :

सञ्चालक समितिको बैठकमा सञ्चालक वा वैकल्पिक सञ्चालक उपस्थित भए नभएको (नभएको अवस्थामा बैठकको मिति सहित कारण खुलाउने) :	लागु नहुने
--	------------



सञ्चालक समितिको बैठकमा उपस्थित सञ्चालकहरु, छलफल भएको विषय र तत्सम्बन्धमा भएको निर्णयको विवरण (माईन्यूट) को छुट्टै अभिलेख राखे नराखेको :	राखेको
सञ्चालक समितिको दुई लगातार बसेको बैठकको अधिकतम अन्तर (दिनमा) :	५८ दिन
सञ्चालक समितिको बैठक भत्ता निर्धारण सम्बन्धमा बसेको वार्षिक साधारण सभाको मिति : २३ औ वार्षिक साधारण सभा	२०७८/०९/२५
सञ्चालक समितिको प्रति बैठक भत्ता (क्रमश) अध्यक्ष/संचालक रु.	रु.८०००/-, रु.७,०००/-
आ.व.को संचालक समितिको कुल बैठक खर्च रु.	रु.३,५२,०००/-

२. सञ्चालकको आचरण सम्बन्धी तथा अन्य विवरण

सञ्चालकको आचरण सम्बन्धमा सम्बन्धित संस्थाको आचार संहिता भए/नभएको :					भएको
एकाघर परिवारको एक भन्दा बढी सञ्चालक भए सो सम्बन्धी विवरण :					नभएको
सञ्चालकहरुको वार्षिक रुपमा सिकाई तथा पुनर्ताजगी कार्यक्रम सम्बन्धी विवरण :					
क्र.स.	विषय	मिति	सहभागी सञ्चालकको संख्या	तालिम संचालन भएको स्थान	
१	संस्थागत सुशासन, जोखिम व्यवस्थापन तथा आन्तरिक नियन्त्रण प्रणाली	२०७८/११/२७	२	काठमाण्डौ	
	Promoting Digital Financial Services as a Critical Vehicle to Financial Inclusion for Farmer Collectives	२०७९/०४/०२ देखि २०७९/०४/०८ सम्म ।	५	हनोई, भियतनाम	
	संस्थागत सुशासन, जोखिम व्यवस्थापन तथा आन्तरिक नियन्त्रण प्रणाली	२०७९/०९/१४	२	पोखरा	
प्रत्येक सञ्चालकले आफु सञ्चालकको पदमा नियुक्त वा मनोनयन भएको पन्ध्र दिन भित्र देहायका कुराको लिखित जानकारी गराएको/नगराएको र नगराएको भए सोको विवरण :					
<ul style="list-style-type: none"> संस्थासंग निज वा निजको एकाघरको परिवारको कुनै सदस्यले कुनै किसिमको करार गरेको वा गर्न लागेको भए सोको विवरण 					नभएको ।
<ul style="list-style-type: none"> निज वा निजको एकाघरको परिवारको कुनै सदस्यले संस्था वा सो संस्थाको मुख्य वा सहायक कम्पनीमा लिएको शेयर वा डिबेन्चरको विवरण 					नभएको ।
<ul style="list-style-type: none"> निज अन्य कुनै सङ्गठित संस्थाको आधारभूत शेयरधनी वा सञ्चालक रहेको भए त्यसको विवरण 					नभएको ।
<ul style="list-style-type: none"> निजको एकाघरको परिवारको कुनै सदस्य संस्थामा पदाधिकारी वा कर्मचारीको हैसियतमा काम गरिरहेको भए सोको विवरण 					नभएको ।
<ul style="list-style-type: none"> सञ्चालकले उस्तै प्रकृतिको उद्देश्य भएको सूचीकृत संस्थाको सञ्चालक, तलवी पदाधिकारी, कार्यकारी प्रमुख वा कर्मचारी भई कार्य गरेको भए सोको विवरण : 					नभएको ।
<ul style="list-style-type: none"> संचालकहरुलाई नियमन निकाय तथा अन्य निकायहरुबाट कुनै कारवाही गरिएको भए सोको विवरण 					नभएको ।



३. संस्थाको जोखिम व्यवस्थापन तथा आन्तरिक नियन्त्रण प्रणाली सम्बन्धी विवरण

- (क) जोखिम व्यवस्थापनको लागि कुनै समिति गठन भए/नभएको भए सोको कारण : जोखिम व्यवस्थापन समिति गठन भएको छ ।
- (ख) जोखिम व्यवस्थापन समिति सम्बन्धी जानकारी
- (अ) समितिको संरचना (संयोजक तथा सदस्यहरुको नाम तथा पद) :
- | | | | |
|----|--------------|---|-----------------------------|
| १. | संयोजक | : | श्री सन्तोष कुमार भट्टराई |
| २. | सदस्य संचालक | : | श्री सुन्दर वास्तोला |
| ३. | सदस्य | : | श्री मुकेश दहाल |
| ४. | सदस्य सचिव | : | श्री नारायण प्रसाद न्यौपाने |
- (आ) समितिको बैठक संख्या : आ.व. २०७८/७९ मा बैठक संख्या ७ पटक ।
- (इ) समितिको कार्य सम्बन्धी छोटो विवरण : संस्थाको विद्यमान जोखिम पहिचान, व्यवस्थापन प्रणालीको प्रर्याप्तता र उपयुक्तता, व्यवसायिक गतिविधिमा निहित जोखिमको स्तर, जोखिम बहन क्षमता, जोखिम बहनको लागि विकास गरेको रणनीति, नीतिगत व्यवस्था आदि सम्बन्धमा विस्तृत छलफल गरी व्यवस्थापनलाई आवश्यक निर्देशन दिने कार्य गर्ने गरेको छ ।
- (ग) आन्तरिक नियन्त्रण कार्यविधि भए/नभएको : भएको ।
- (घ) आन्तरिक नियन्त्रण प्रणालीको लागि कुनै समिति गठन भए/नभएको गठन नभएको भए सोको कारण : भएको ।
- (ङ) आन्तरिक नियन्त्रण प्रणाली समिति सम्बन्धी विवरण :
- (अ) समितिको संरचना (संयोजक तथा सदस्यहरुको नाम तथा पद)

१. संचालक समिति :

अध्यक्ष	:	श्री शरद निधि तिवारी
संचालक	:	श्री देवेन्द्र बहादुर राउत
संचालक	:	श्री सन्तोष कुमार भट्टराई
संचालक	:	श्री सुन्दर वास्तोला
संचालक	:	श्री टोप बहादुर रायमाझी
संचालक	:	श्री सम्रिता तिवारी

२. जोखिम व्यवस्थापन समिति :

संयोजक	:	श्री सन्तोष कुमार भट्टराई
सदस्य संचालक	:	श्री सुन्दर वास्तोला
सदस्य	:	श्री मुकेश दहाल
सदस्य सचिव,	:	श्री नारायण प्रसाद न्यौपाने

३. लेखापरीक्षण समिति :

संयोजक	:	श्री सुन्दर वास्तोला
सदस्य संचालक	:	श्री सन्तोष कुमार भट्टराई
सदस्य सचिव	:	श्री लेखनाथ न्यौपाने

४. सम्पति शुद्धिकरण अनुगमन समिति

संयोजक	:	श्री टोप बहादुर रायमाझी
सदस्य	:	श्री जनार्दन देव पन्त



सदस्य : श्री नारायण प्रसाद न्यौपाने

सदस्य सचिव : श्री मुकेश दहाल

५. कर्मचारी सेवा सुविधा समिति

संयोजक : श्री देवेन्द्र बहादुर राउत

सदस्य : श्री जनार्दन देव पन्त

सदस्य : श्री राम बहादुर चौधरी

सदस्य सचिव : श्री नारायण बहादुर कार्की

(आ) समितिको बैठक संख्या :

क्र.स.	समिति	बैठक संख्या
१	संचालक समिति	१२
२	जोखिम व्यवस्थापन समिति :	७
३	लेखापरीक्षण समिति	८
४	सम्पत्ति शुद्धिकरण अनुगमन समिति	४
५	कर्मचारी सेवा सुविधा समिति	२

(इ) जोखिम व्यवस्थापन समितिको कार्य सम्बन्धी छोटो विवरण :

- संस्थामा विद्यमान बजार, संचालन र कर्जा जोखिमको समीक्षा गरी त्यस्तो जोखिम न्यूनीकरणका लागि व्यवस्थापनलाई उपयुक्त सल्लाह सुझाव दिने ।
- नेपाल राष्ट्र बैंक लगायतका नियामक निकायद्वारा जारी गरिएका निर्देशन/मार्गनिर्देशन/परिपत्र उपर समीक्षा गरी संस्थाले निर्धारण गरेको आन्तरिक सीमा, उपयुक्त प्रचलन अनुरूप आवश्यक नीति तथा कार्यविधिको परिमार्जन गरी कार्यान्वयन गर्ने ।
- आन्तरिक नियन्त्रण प्रणालीको पुनरावलोकन गर्नुको साथै व्यवस्थापनलाई आवश्यक सुझाव प्रदान गर्ने, आदि ।

(च) आर्थिक प्रशासन विनियमावली भए/नभएको : भएको ।

४. सूचना तथा जानकारी प्रवाह सम्बन्धी विवरण

(क) संस्थाले सार्वजनिक गरेको सूचना तथा जानकारी प्रवाहको विवरण:

विषय	माध्यम	सार्वजनिक गरेको मिति
२३ औं वार्षिक साधारण सभाको सूचना (प्रथम पटक)	राजधानी राष्ट्रिय दैनिक	२०७८/०९/०३
२३ औं वार्षिक साधारण सभाको सूचना (दोस्रो पटक)	अभियान राष्ट्रिय दैनिक	२०७८/०९/११
विशेष साधारण सभाको सूचना		नभएको
आ.व. २०७७/७८ को वार्षिक प्रतिवेदन आ.व. २०७७/७८ को वार्षिक प्रतिवेदन प्रकाशित गरिएको	पुस्तकको रुपमा प्रकाशन साथै संस्थाको वेबसाईटमा समेत प्रकाशित आर्थिक राष्ट्रिय दैनिक पत्रिकामा मिति २०७८/१२/२२ मंगलबार ।	



त्रैमासिक प्रतिवेदन	राष्ट्रिय दैनिक पत्रिका	२०७८/०७/३०, आर्थिक राष्ट्रिय दैनिक
		२०७८/१०/२८ आर्थिक राष्ट्रिय दैनिक
		२०७९/०१/२८, आर्थिक राष्ट्रिय दैनिक
		२०७९/०४/२४ आर्थिक राष्ट्रिय दैनिक
धितोपत्रको मूल्यमा प्रभाव पार्ने मूल्य संवेदनशील सूचना		नभएको
अन्य		नभएको

- (ख) सूचना सार्वजनिक नगरेको वा अन्य कारणले धितोपत्र बोर्ड तथा अन्य निकायबाट कारवाहीमा परेको भए सो सम्बन्धी जानकारी : नभएको
- (ग) पछिल्लो वार्षिक तथा विशेष साधारण सभा सन्पन्न भएको मिति : २०७८।०९।२५

५. संस्थागत संरचना र कर्मचारी सम्बन्धी विवरण

- (क) कर्मचारीहरुको संरचना, पदपूर्ति, वृत्ति विकास, तालिम, तलव, भत्ता तथा अन्य सुविधा, हाजिर र विदा, आचार संहिता लगायतका कुराहरु समेटिएको कर्मचारी सेवा शर्त विनियमावली/व्यवस्था भए नभएको : भएको ।
- (ख) सांगठानिक संरचना संलग्न गर्ने : यसैसाथ संलग्न रहेको ।
- (ग) उच्च व्यवस्थापन तहका कर्मचारीहरुको नाम, शैक्षिक योग्यता तथा अनुभव सम्बन्धी विवरण :

क्र.स	नाम थर	पद	शैक्षिक योग्यता	अनुभव
१	श्री जनार्दन देव पन्त	प्रमुख कार्यकारी अधिकृत	स्नातकोत्तर	बैंक तथा वित्तीय संस्थामा २६ वर्ष
२	श्री राम बहादुर चौधरी	सहायक महाप्रबन्धक	स्नातकोत्तर	लघुवित्तमा २७ वर्ष
३	श्री मुकेश दहाल	मुख्य व्यवस्थापक	स्नातकोत्तर	लघुवित्तमा २५ वर्ष
४	श्री नारायण बहादुर कार्की	मुख्य व्यवस्थापक	स्नातकोत्तर	लघुवित्तमा २५ वर्ष
५	श्री नारायण प्रसाद न्यौपाने	का.मु.मुख्य व्यवस्थापक	स्नातकोत्तर	लघुवित्तमा २५ वर्ष
६	श्री जग्य प्रसाद पन्त	वरिष्ठ व्यवस्थापक	स्नातकोत्तर	लघुवित्तमा १५ वर्ष

- (घ) कर्मचारी सम्बन्धी अन्य विवरण

संरचना अनुसार कर्मचारी पदपूर्ति गर्ने गरे/नगरेको :	गरेको ।
नयाँ कर्मचारीहरुको पदपूर्ति गर्दा अपनाएको प्रकृया :	खुल्ला विज्ञापन
व्यवस्थापन स्तरका कर्मचारीको संख्या :	६ जना
कुल कर्मचारीको संख्या :	११९० जना
कर्मचारीहरुको सक्सेसन प्लान भए/नभएको :	भएको
आ.व.२०७८।७९ मा कर्मचारी तालिम खर्च रु.	रु.७,८००,७३९।-
आ.व.२०७८।७९ मा कर्मचारीहरुलाई दिइएको तालिम संख्या तथा सम्मिलित कर्मचारीको संख्या:	१,२५१ जना
कुल खर्चमा कर्मचारी खर्चको प्रतिशत :	२९.९५%



६. संस्थाको लेखा तथा लेखापरीक्षण सम्बन्धी विवरण

(क) लेखासम्बन्धी विवरण

संस्थाको पछिल्लो आ. व. को वित्तीय विवरण NFRS अनुसार तयार गरे/ नगरेको, नगरेको भए सोको कारण :	गरेको ।
संचालक समितिबाट पछिल्लो वित्तीय विवरण स्वीकृत भएको मिति : २९५ औं बैठकले	२०७९।०९।१९
त्रैमासिक वित्तीय विवरण प्रकाशन गरेको मिति :	पहिलो : २०७८।०७।३० दोस्रो : २०७८।१०।२८ तेस्रो : २०७९।०९।२८ चौथो : २०७९।०८।२४
अन्तिम लेखापरीक्षण सम्पन्न भएको मिति :	२०७९।०९।१९
साधारण सभाबाट वित्तीय विवरण स्वीकृत भएको मिति :	२०७९।११।१२
संस्थाको आन्तरिक लेखापरीक्षण सम्बन्धी विवरण : (अ) आन्तरिकरूपमा लेखापरीक्षण गर्ने गरिएको वा बाह्य विज्ञ नियुक्त गर्ने गरिएको (आ) बाह्य विज्ञ नियुक्त गरिएको भए सोको विवरण (इ) आन्तरिक लेखापरीक्षण कति अवधिको गर्ने गरिएको (त्रैमासिक, चौमासिक वा अर्धवार्षिक)	आन्तरिक लेखापरीक्षण गर्ने गरेको । नभएको । वार्षिक रूपमा गर्ने गरेको ।

(ख) लेखापरीक्षण समिति सम्बन्धी विवरण :

संयोजक तथा सदस्यहरुको नाम, पद तथा योग्यता :																																					
संयोजक	: श्री सुन्दर बास्तोला																																				
सदस्य संचालक	: श्री सन्तोष कुमार भट्टराई																																				
सदस्य सचिव	: श्री लेखनाथ न्यौपाने																																				
वैठक बसेको मिति तथा उपस्थित सदस्य संख्या																																					
<table><tr><th>सि.न.</th><th>वैठक न.</th><th>वैठक मिति</th><th>उपस्थिति संख्या</th></tr><tr><td>१</td><td>७७</td><td>२०७८।०४।१८</td><td>३</td></tr><tr><td>२</td><td>७८</td><td>२०७८।०७।११</td><td>३</td></tr><tr><td>३</td><td>७९</td><td>२०७८।०७।२९</td><td>२</td></tr><tr><td>४</td><td>८०</td><td>२०७८।०८।०८</td><td>२</td></tr><tr><td>५</td><td>८१</td><td>२०७८।०९।०१</td><td>२</td></tr><tr><td>६</td><td>८२</td><td>२०७८।१०।२६</td><td>३</td></tr><tr><td>७</td><td>८३</td><td>२०७९।०१।२६</td><td>३</td></tr><tr><td>८</td><td>८४</td><td>२०७९।०३।०७</td><td>३</td></tr></table>		सि.न.	वैठक न.	वैठक मिति	उपस्थिति संख्या	१	७७	२०७८।०४।१८	३	२	७८	२०७८।०७।११	३	३	७९	२०७८।०७।२९	२	४	८०	२०७८।०८।०८	२	५	८१	२०७८।०९।०१	२	६	८२	२०७८।१०।२६	३	७	८३	२०७९।०१।२६	३	८	८४	२०७९।०३।०७	३
सि.न.	वैठक न.	वैठक मिति	उपस्थिति संख्या																																		
१	७७	२०७८।०४।१८	३																																		
२	७८	२०७८।०७।११	३																																		
३	७९	२०७८।०७।२९	२																																		
४	८०	२०७८।०८।०८	२																																		
५	८१	२०७८।०९।०१	२																																		
६	८२	२०७८।१०।२६	३																																		
७	८३	२०७९।०१।२६	३																																		
८	८४	२०७९।०३।०७	३																																		
प्रति बैठक भत्ता रु. :																																					
रु.७,०००।																																					
लेखापरीक्षण समितिले आफ्नो काम कारवाहीको प्रतिवेदन संचालक समितिमा पेश गरेको मिति :																																					
२०७९।०९।१९																																					



७. अन्य विवरण

संस्थाले सञ्चालक तथा निजको एकाघरका परिवारको वित्तीय स्वार्थ भएको व्यक्ति, बैङ्क तथा वित्तीय संस्थाबाट ऋण वा सापटी वा अन्य कुनै रूपमा रकम लिए/ नलिएको	जानकारीमा नआएको
प्रचलित कानून बमोजिम कम्पनीको सञ्चालक, शेयरधनी, कर्मचारी, सल्लाहकार, परामर्शदाताको हैसियतमा पाउने सुविधा वा लाभ बाहेक सूचिकृत सङ्गठित संस्थाको वित्तीय स्वार्थ भएको कुनै व्यक्ति, फर्म, कम्पनी, कर्मचारी, सल्लाहकार वा परामर्शदाताले संस्थाको कुनै सम्पत्ति कुनै किसिमले भोगचलन गरे/नगरेको	नगरेको
नियमकारी निकायले इजाजतपत्र जारी गर्दा तोकेको शर्तहरूको पालना भए/नभएको	भएको
नियमकारी निकायले संस्थाको नियमन निरीक्षण वा सुपरीवेक्षण गर्दा संस्थालाई दिइएको निर्देशन पालना भए/नभएको	भएको
संस्था वा संचालक विरुद्ध अदालतमा कुनै मुद्दा चलिरहेको भए सोको विवरण	नरहेको

परिपालन अधिकृतको नाम : जिताराम गौतम

पद : वरिष्ठ व्यवस्थापक

मिति : २०७९।१।१७

संस्थाको छाप :

प्रतिवेदन संचालक समितिबाट स्वीकृत मिति : २०७९।१।१७

नोट : यो प्रतिवेदन सूचिकृत सङ्गठित संस्थाहरूको अनुपालना अधिकृतले तयार गरी सञ्चालक समितिबाट स्वीकृत गराई लेखा परीक्षकबाट प्रमाणित गराई नेपाल धितोपत्र बोर्डमा लेखापरीक्षण प्रतिवेदनसँग पेश गर्नु पर्नेछ ।



अनुपालना अधिकृतको प्रतिवेदनको सार संक्षेप

समिक्षा अवधिमा मेरो मातहतमा रहेको संस्थाको अनुपालना विभागले संस्थाको काम कारवाहीहरूको शुक्ष्म अवलोकन र संपरीक्षण गर्ने गरेको थियो । यस्तो अनुगमन संस्थाको आन्तरिक नीति, नियम, विनियम, निर्देशन एवं सम्बद्ध ऐन, नियम, नियमनकारी निकायको नीति, निर्देशन, परिपत्र, कार्यविधिहरूको परिप्रेक्षमा गर्ने गरिएको छ । तद्आधारमा संस्थाले सञ्चालक समितिबाट व्यवस्थित तथा नीति निर्देशन पूर्णरूपमा पालना गर्नुका अतिरिक्त :

- (क) सम्पूर्ण सम्बद्ध ऐन, नियमावली तथा नियमनकारी निकायबाट समय समयमा जारी भएको नीति तथा निर्देशन बमोजिम गर्नुपर्ने कुरा,
- (ख) नियमनकारी निकायले इजाजतपत्र जारी गर्दाका बखत तोकेका शर्तहरू,
- (ग) नियमनकारी निकायले संस्थाको नियमन, निरीक्षण वा सुपरीवेक्षण गर्दा संस्थालाई दिएको निर्देशन समेत अद्यावधिक रूपमा पूर्ण पालना तथा समीक्षा अवधिमा गैरअनुपालना भएको भनि कुनै पनि नियमनकारी निकायबाट संस्था विरुद्ध कुनै अनुशास्ती (Sanction) प्रयुक्त भएको छैन भनी प्रतिवेदन गर्दछु ।

जिताराम गौतम
अनुपालना अधिकृत

आ.व. २०७८/०७९ मा प्राप्त गुनासोका सम्बन्धमा

आर्थिक वर्ष २०७८/०७९ मा लिखित तथा मौखिक/फोन मार्फत सेवा प्रवाह लगायतका विषयमा १५ (पन्ध्र) जना सेवाग्राहीहरूले ग्राहक गुनासो तथा सम्बन्ध व्यवस्थापन ईकाई समक्ष गुनासो गर्नुभएको र उक्त गुनासोका सम्बन्धमा गुनासोको प्रकृतिका आधारमा सम्भव भएसम्म तत्कालै तथा समयमा नै समाधान गर्ने व्यवस्था मिलाईएको ।

जिताराम गौतम
अनुपालना अधिकृत



SUNDAR & CO.
Chartered Accountants

Pulchowk (Machagaai)
Lalitpur 20/8 Gha
P.O.B. 3102 Kathmandu, Nepal

Phone # (977-1) 5421804/5429942
Fax: 977-1-5424804
Email: sundarmans@gmail.com

INDEPENDENT AUDITOR'S REPORT

TO THE SHAREHOLDERS OF NIRDHAN UTTHAN LAGHUBITTA BITTIYA SANSTHA LIMITED

Opinion on the Financial Statements

We have audited the accompanying financial statements of NIRDHAN UTTHAN LAGHUBITTA BITTIYA SANSTHA LIMITED ("the Laghubitta") which comprise the Statement of Financial Position as at 32 Ashadh 2079 corresponding to 16 July 2022, Statement of Profit or Loss, Statement of Other Comprehensive Income, Statement of Changes in Equity and Statement of Cash Flows for the year then ended, and a summary of significant accounting policies and other explanatory information.

In our opinion and to the best of our information and according to the explanations given to us, the financial statements referred to above present fairly, in all material respects, the financial position of the Laghubitta as of 32 Ashadh 2079 (16 July, 2022), and its financial performances, changes in equity and its cash flows for the year ended on that date in accordance with Nepal Financial Reporting Standards (NFRS).

Basis of Opinion

We conducted our audit in accordance with Nepal Standards on Auditing (NSAs). Our responsibilities under those standards are further described in the Auditor's Responsibilities for the Audit of the Financial Statements section of our report. We are independent of the Laghubitta in accordance with the ethical requirement that are relevant to our audit of the financial statements, and we have fulfilled our other ethical responsibilities in accordance with these requirements. We believe that the audit evidence we have obtained is sufficient and appropriate to provide basis for our opinion.

Key Audit Matters

Key audit matters are those matters that, in our professional judgement, were of most significance in our audit of the financial statements of the current period. These matters were addressed in the context of our audit of the financial statements as a whole, and in forming our opinion thereon, and we do not provide a separate opinion on these matters. We have determined the matters described below to be the key audit matters to be communicated in our report:

Key Audit Matters	How our Audit addressed the Key Audit Matters
Impairment of Loans and Advances to Customers Laghubitta's policy for the allowance for impairment of loans and advances have been based on the application of incurred loss model, and Nepal Rastra Bank	We tested the Laghubitta's operating effectiveness of key controls to identify loss events and for determining the extent of provisioning required against non-performing loans & advances. The testing of control included testing of:





<p>regulations, as applicable. It involves significant management judgement and estimation. In addition, assessment of allowances for impairment is important as carve out provides for higher of the incurred loss model or NRB's directive. The carrying value of the loans & advances to customers can be materially misstating if management's judgement and estimation are inappropriate.</p> <p>Therefore, considering the significance of the above matter to the financial statements, we have identified this as a key audit matter</p>	<ul style="list-style-type: none"> ✓ Controls over correct identification and classification of non – performing loans and advances on time-based criteria ✓ Control over accurate computation and recording of provisions ✓ Control over statistical model used to calculate the incurred loss in accordance with incurred loss model. ✓ Control over the monitoring of loans and advances to customers with higher risk default ✓ Control over the governance and approval process for provisions including ongoing reassessment by the Laghubitta's Management <p>In carrying out the substantive procedures, we selected sample of loans & advances to customers and checked the repayment schedules and tested the classification of non-performing loans based on overdue period. Assessed the Management's assumption and judgement for classification of loans & advances based on repayment pattern, documentation, assessment of control over mortgage value of loans & advances, inspection and discussion with management.</p> <p>Our Result:</p> <p>We considered the impairment charges on loans & advances to customers and interest recognition to be acceptable.</p>
<p><u>Information Technology System</u></p> <p>The Information Technology of the Laghubitta involves a large number of independent and inter-dependent IT systems that are used that to process and record a large volume of transactions in the Laghubitta's activities. As a result, the Laghubitta's financial accounting and reporting procedure places a significant level of reliance and rely on such IT systems. Appropriate IT general controls and application controls are required to ensure that such IT systems are able to process the data, as required, completely,</p>	<p>Our audit approach regarding Information Technology of the Laghubitta is included:</p> <ul style="list-style-type: none"> ✓ We conducted the detail understating and testing regarding the existing system via enquiry, re-performance and inspection to the best of our knowledge. ✓ Verification of loan and advance provision based on aging on a test check basis. ✓ On a sample basis, reviewed the reports generated by the system. On a test basis, we verified interest revenue and expense booking for loans and deposits using the laghubitta's System.





accurately and consistently for reliable financial reporting.
 Due to the importance of the impact of the IT systems and related control environment on the Laghubitta's financial reporting process, we have identified testing of such IT systems and related control environment as a key audit matter.

✓ We relied on the independent Information System Audit of the Laghubitta.

Our Result:

We considered the IT systems and their relevant controls to be adequate.

Other Information

The Laghubitta's Management is responsible for the preparation of the other information. The other information comprises the information included in the Management report, Report of the Board of Directors and Chairman's statement but does not include the financial statement and our auditor's report thereon.

Our opinion on the financial statements does not cover the other information and we do not express any form of assurance conclusion thereon.

In connection with our audit of the financial statements, our responsibility is to read the other information and, in doing so, consider whether the other information is materially inconsistent with the financial statements or our knowledge obtained during the course of our audit or otherwise appears to be materially misstated. If, based on the work we have performed, we conclude that there is a material misstatement of this other information, we are required to report that fact. We have nothing to report in this regard.

Management's Responsibility and Those Charged with Governance for the Financial Statements

Management is responsible for the preparation and fair presentation of these financial statements in accordance with the Nepal Financial Reporting Standards (NFRS), and for such internal control as management determines is necessary to enable the preparation of financial statements that are free from material misstatement, whether due to fraud or error.

In preparing the financial statements, the management is responsible for assessing the Laghubitta's ability to continue as a going concern, disclosing as applicable, matters related to going concern and using the going concern basis of accounting unless management either intends to liquidate the Laghubitta or to cease operations or has no realistic alternative but to do so.

Those charged with governance are responsible for overseeing the Laghubitta's financial reporting process.

Auditor's Responsibilities for the Audit of Financial Statements

Our objectives are to obtain reasonable assurance about whether the financial statements as a whole are free from material misstatement, whether due to fraud or error, and to issue an auditor's report that includes our opinion. Reasonable assurance is a high level of assurance, but is not guarantee that an audit conducted in accordance with NSAs will always detect a material misstatement when it exists.





Misstatements can arise from fraud or error and are considered material if, individually or in aggregate, they could reasonably be expected to influence the economic decisions of users taken on the basis of these financial statements.

As part of an audit in accordance with NSAs, we exercise professional judgement and maintain professional skepticism throughout the audit. We also:

- Identify and assess the risks of material misstatement of the financial statements, whether due to fraud or error, design and perform audit procedures responsive to those risks, and obtain audit evidence that is sufficient and appropriate to provide basis for our opinion. The risk of not detecting material misstatement resulting from fraud is higher than the one resulting from error, as fraud may involve collusion, forgery, intentional omission, misrepresentations, or the override of internal controls.
- Obtain an understanding of internal controls relevant to the audit in order to design audit procedures that are appropriate in the circumstances, but not for the purpose of expressing an opinion on the effectiveness of the internal controls.
- Evaluate the appropriateness of accounting policies used and the reasonableness of accounting estimates and related disclosures made by management.
- Conclude on the appropriateness of management's use of the going concern basis of accounting and based on the audit evidence obtained, whether a material uncertainty exists related to events or conditions that may cast significant doubt on the Laghubitta's ability to continue as a going concern. If we conclude that a material uncertainty exists, we are required to draw attention in our auditor's report to the related disclosures in the financial statements or, if such disclosures are inadequate, to modify our opinion. Our conclusions are based on the audit evidence obtained up to the date of our auditor's report. However, future events or conditions may cause the Laghubitta to cease to continue as a going concern.
- Evaluate the overall presentation, structure, and content of the financial statements, including the disclosures, and whether the financial statements represent the underlying transactions and events in a manner that achieves fair presentation.

We communicate with those charged with governance regarding, among other matters, the planned scope and timing of the audit and significant audit findings, including any significant deficiencies in internal control that we identify during our audit.

We also provide those charged with governance with a statement that we have complied with relevant ethical requirements regarding independence, and to communicate with them all relationships and other matters that may reasonably be thought to bear on our independence, and where applicable, related safeguards.

Report on Other Legal and Regulatory Requirements (Bank & Financial Institution Act and Company Act)

On examination of the financial statements as aforesaid, we report that:

- a) We have obtained all information and explanations asked for, which to the best of our knowledge and belief were necessary for the purpose of our examination.
- b) In our opinion, proper books of account as required by law have been kept by the Laghubitta, in so far as appears from our examination of those books of account.
- c) In our opinion, the returns received from the respective Laghubitta's branches are adequate for the audit purpose, though the statements are independently not audited.





- d) In our opinion and to the best of our information and according to the explanations given to us and from our examination of the books of account of the Laghubitta, we have not come across the cases where the Board of Directors or any member thereof or any employee of the Laghubitta has acted contrary to the provisions of the law relating to accounts or caused loss or damage to the Laghubitta or committed any misappropriation or violated any directive of Nepal Rastra Bank.
- e) In our opinion, the loans and advances are charged off as per the write off policy and with the approval of the authority concern.
- f) In our opinion, the business of the Laghubitta has been conducted within its authority.

Anila Shrestha, FCA
Partner

For Sundar & Co.,
Chartered Accountants
UDIN :# 230104CA002258JJiC
Date: 20th Poush 2079
4th January 2023





Nirdhan Utthan Laghubitta Bittiya Sanstha Limited
Statement of Financial Position
As on 32 Asar 2079

Assets	Note	Current Year	Previous Year
Cash and Cash equivalent	4.1	1,030,594,423.59	736,479,913.87
Statutory Balances and Due from Nepal Rastra Bank	4.2	396,402,454.81	355,849,335.58
Placement with Bank & Financial Institutions	4.3	-	970,000,000.00
Derivative Financial Instruments	4.4	-	-
Other Trading Assets	4.5	-	-
Loans and Advances to MFIs & Cooperatives	4.6	-	-
Loans and Advances to Customers	4.7	27,168,994,191.71	23,737,179,086.25
Investment Securities	4.8	293,510,000.00	204,639,054.00
Current Tax Assets	4.9	151,660,505.34	-
Investment Property	4.10	-	-
Property and Equipment	4.11	142,733,258.12	149,969,918.49
Goodwill and Intangible assets	4.12	-	-
Deferred Tax Assets	4.13	163,219,532.33	177,369,546.02
Other Assets	4.14	273,929,961.01	209,036,220.65
Total Assets		29,621,044,326.91	26,540,523,074.86
Liabilities	Note	Current Year	Previous Year
Due to Bank and Financial Institutions	4.15	-	-
Due to Nepal Rastra Bank	4.16	-	-
Derivative Financial Instrument	4.17	-	-
Deposits from Customers	4.18	18,182,829,521.55	15,819,201,068.72
Borrowing	4.19	6,289,338,999.83	6,330,533,330.24
Current Tax Liabilities	4.9	-	61,719,951.62
Provisions	4.20	14,648,322.00	76,511.00
Deferred Tax Liabilities	4.13	-	-
Other Liabilities	4.21	506,605,415.35	477,184,788.89
Debt Securities Issued	4.22	-	-
Subordinated Liabilities	4.23	-	-
Total Liabilities		24,993,422,258.73	22,688,715,650.46
Equity			
Share Capital	4.24	2,195,025,000.00	1,695,000,000.00
Share Premium		510,111.00	510,111.00
Retained Earnings		487,303,542.73	552,110,117.97
Reserves	4.25	1,944,783,414.45	1,604,187,195.42
Total Equity		4,627,622,068.18	3,851,807,424.40
Total Liabilities and Equity		29,621,044,326.91	26,540,523,074.86
Contingent Liabilities and Commitment	4.26	4,998,540.00	7,300,532.00
Net Assets Value per Share		210.82	227.25

As per our report of even date.

Sharad Nidhi Tiwari
(Chairman)

Santosh Kumar Bhattarai
(Director)

Sundar Bastola
(Director)

Devendra Bahadur Raut
(Director)

Top Bahadur Rayamajhi
(Director)

Samrita Tiwari
(Director)

Puskar Raj Subedi
(Manager)

Ram Bahadur Chaudhary
(Asst. General Manager)

Janardan Dev Pant
(Chief Executive Officer)

.....
Anila Shrestha, FCA
Partner, Sundar & Co.
Chartered Accountants

Date : 3rd Jan, 2023
Place : Kathmandu, Nepal



Nirdhan Utthan Laghubitta Bittiya Sanstha Limited

Statement of Profit or Loss

For the year ended 32 Asar 2079

Particulars	Note	Current Year	Previous Year
Interest Income	4.27	3,943,594,350.40	3,743,760,121.17
Interest Expense	4.28	1,827,324,304.81	1,366,690,142.86
Net Interest Income		2,116,270,045.59	2,377,069,978.31
Fee and Commission Income	4.29	282,721,513.31	492,649,010.58
Fee and Commission Expense	4.30	1,863,753.65	9,026,328.23
Net Fee and Commission Income		280,857,759.66	483,622,682.35
Net Interest, Fee and Commission Income		2,397,127,805.25	2,860,692,660.66
Net Trading Income	4.31	-	-
Other Operating Income	4.32	153,280.99	(142,033.80)
Total Operating Income		2,397,281,086.24	2,860,550,626.86
Impairment charge/(reversal) for loans and other losses	4.33	246,297,360.32	163,673,100.20
Net Operating Income		2,150,983,725.92	2,696,877,526.66
Operating Expense			
Personnel Expenses	4.34	946,664,293.99	942,389,702.77
Other Operating Expenses	4.35	122,785,425.51	123,029,408.88
Depreciation & Amortization	4.36	15,558,782.30	16,374,838.24
Operating Profit		1,065,975,224.11	1,615,083,576.78
Non-Operating Income	4.37	484,472.41	580,076.53
Non-Operating Expense	4.38	2,146,241.00	868,694.00
Profit before Income Tax		1,064,313,455.52	1,614,794,959.31
Income Tax Expense	4.39	314,230,140.46	425,977,659.03
Current Tax		337,137,274.57	556,845,705.21
Deferred Tax		(22,907,134.11)	(130,868,046.18)
Profit for the year		750,083,315.06	1,188,817,300.28
Profit attributable to:			
Equity holders of the Financial Institution		750,083,315.06	1,188,817,300.28
Profit for the year		750,083,315.06	1,188,817,300.28
Earnings per share			
Basic earnings per share		34.17	70.14
Diluted earnings per share		34.17	70.14

As per our report of even date

Sharad Nidhi Tiwari
(Chairman)

Santosh Kumar Bhattarai
(Director)

Sundar Bastola
(Director)

Devendra Bahadur Raut
(Director)

Top Bahadur Rayamajhi
(Director)

Samrita Tiwari
(Director)

Puskar Raj Subedi
(Manager)

Ram Bahadur Chaudhary
(Asst. General Manager)

Janardan Dev Pant
(Chief Executive Officer)

.....
Anila Shrestha, FCA
Partner, Sundar & Co.
Chartered Accountants

Date : 3rd Jan, 2023

Place : Kathmandu, Nepal



Nirdhan Utthan Laghubitta Bittiya Sanstha Limited

Statement of Comprehensive Income

For the year ended 32 Asar 2079

Particulars	Current Year	Previous Year
Profit for the year	750,083,315.06	1,188,817,300.28
Other comprehensive income, net of income tax		
a) Items that will not be reclassified to profit or loss		
• Gains/(losses) from investments in equity instruments measured at fair value	-	4,242,940.40
• Gains/(losses) on Revaluation	-	-
• Actuarial gains/(losses) on defined benefit plans	123,523,826.00	53,993,401.00
• Income tax relating to above items	(37,057,147.80)	(17,470,902.42)
Net other comprehensive income that will not be reclassified to profit or loss	86,466,678.20	40,765,438.98
b) Items that are or may be reclassified to profit or loss		
• Gains/(losses) on cash flow hedge	-	-
• Exchange gains/(losses) (arising from translating financial assets of foreign operation)	-	-
• Income tax relating to above items	-	-
• Reclassify to profit or loss	-	-
Net other comprehensive income that are or may be reclassified to profit or loss	-	-
Other comprehensive income for the year, net of income tax	86,466,678.20	40,765,438.98
Total comprehensive income for the year	836,549,993.26	1,229,582,739.26
Total comprehensive income for the period	836,549,993.26	1,229,582,739.26

As per our report of even date

Sharad Nidhi Tiwari
(Chairman)

Santosh Kumar Bhattarai
(Director)

Sundar Bastola
(Director)

Devendra Bahadur Raut
(Director)

Top Bahadur Rayamajhi
(Director)

Samrita Tiwari
(Director)

Puskar Raj Subedi
(Manager)

Ram Bahadur Chaudhary
(Asst. General Manager)

Janardan Dev Pant
(Chief Executive Officer)

.....
Anila Shrestha, FCA
Partner, Sundar & Co.
Chartered Accountants

Date : 3rd Jan, 2023

Place : Kathmandu, Nepal



Nirdhan Utthan Laghubitta Bittiya Sanstha Limited

Statement of Changes in Equity Attributable to Equity Holders of the Institution

For the year ended 32 Asar 2079

Particulars	Share Capital	Share Premium	General Reserve	Exchange Equalization Reserve	Regulatory Reserve	Fair Value Reserve	Revaluation Reserve	Retained Earnings	Other Reserves	Total
Balance at Shrawan 1 2077	1,500,000,000.00	510,111.00	656,569,226.46	709,566.00	(33,650,308.18)	(48,689.48)	-	575,805,456.92	248,922,091.48	2,948,817,454.21
Adjustment/Restatement	-	-	(1,405,987.63)	-	-	48,689.48	-	(200,151,697.37)	-	(201,508,995.53)
Adjusted/Restated balance at Shrawan 1 2077	1,500,000,000.00	510,111.00	655,163,238.83	709,566.00	(33,650,308.18)	-	-	375,653,759.54	248,922,091.48	2,747,308,458.68
Comprehensive income for the year										-
Profit for the year								1,188,817,300.28		1,188,817,300.28
Other comprehensive income, net of tax										-
> Gains/(losses) from investments in equity instruments measured at fair value						2,970,058.28				2,970,058.28
> Gains/(losses) on revaluation										-
> Actuarial gains/(losses) on defined benefit plans					-				-	-
> Gains/(losses) on cash flow hedge										-
> Exchange gains/(losses) (arising from translating financial assets of foreign operation)										-
Total comprehensive income for the year	-	-	-	-	-	2,970,058.28	-	1,188,817,300.28	-	1,191,787,358.56
Transfer to reserve during the year			331,434,512.69		404,476,198.84			(806,522,583.85)	70,611,872.32	-
Transfer from reserve during the year									(76,450,034.84)	(76,450,034.84)
Transactions with owners, directly recognised in equity									-	-
Share issued									-	-
Share based payments									-	-
Dividends to equity holders									-	-
> Bonus shares issued	195,000,000.00							(195,000,000.00)	-	-
> Cash dividend paid								(26,317,105.26)	-	(10,263,158.00)
Other								(575,200.00)	-	(575,200.00)
Total contributions by and distributions	195,000,000.00	-	331,434,512.69	-	404,476,198.84	-	-	(1,012,360,941.85)	(5,838,162.52)	(87,288,392.84)
Balance at Asar end 2078	1,695,000,000.00	510,111.00	986,597,751.52	709,566.00	370,825,890.66	2,970,058.28	-	552,110,117.97	243,083,928.97	3,851,807,424.40

As per our report of even date

Sharad Nidhi Tiwari
(Chairman)

Santosh Kumar Bhattarai
(Director)

Sundar Bastola
(Director)

Devendra Bahadur Raut
(Director)

Top Bahadur Rayamajhi
(Director)

Samrita Tiwari
(Director)

.....
Anila Shrestha, FCA
Partner, Sundar & Co.
Chartered Accountants

Puskar Raj Subedi
(Manager)

Ram Bahadur Chaudhary
(Asst. General Manager)

Janardan Dev Pant
(Chief Executive Officer)

Date: 3rd Jan, 2023

Place: Kathmandu, Nepal



Nirdhan Utthan Laghubitta Bittiya Sanstha Limited

Statement of Changes in Equity Attributable to Equity Holders of the Institution For the year ended 32 Asar 2079

Particulars	Share Capital	Share Premium	General Reserve	Exchange Equalization Reserve	Regulatory Reserve	Fair Value Reserve	Revaluation Reserve	Retained Earnings	Other Reserves	Total
Balance at Shrawan 1 2078	1,695,000,000.00	510,111.00	986,597,751.52	709,566.00	370,825,890.66	2,970,058.28	-	552,110,117.97	243,083,928.97	3,851,807,424.40
Adjustment/Restatement	-	-	-	-	-	(48,689.48)	-	48,689.48	-	-
Adjusted/Restated balance at Shrawan 1 2078	1,695,000,000.00	510,111.00	986,597,751.52	709,566.00	370,825,890.66	2,921,368.80	-	552,158,807.45	243,083,928.97	3,851,807,424.40
Comprehensive income for the year										-
Profit for the year								750,083,315.06		750,083,315.06
Other comprehensive income, net of tax										-
> Gains/(losses) from investments in equity instruments measured at fair value										-
> Gains/(losses) on revaluation										-
> Actuarial gains/(losses) on defined benefit plans					-				86,466,678.20	86,466,678.20
> Gains/(losses) on cash flow hedge										-
> Exchange gains/(losses) (arising from translating financial assets of foreign operation)										-
Total comprehensive income for the year	-	-	-	-	-	-	-	750,083,315.06	86,466,678.20	836,549,993.26
Transfer to reserve during the year			150,600,936.77		118,122,301.91			(299,507,406.89)	30,784,168.21	-
Transfer from reserve during the year						(2,921,368.80)		12,732,486.87	(42,407,807.07)	(32,596,689.00)
Transactions with owners, directly recognised in equity										-
Share issued										-
Share based payments								(1,821,554.50)	-	(1,821,554.50)
Dividends to equity holders										-
> Bonus shares issued	500,025,000.00							(500,025,000.00)	-	-
> Cash dividend paid								(26,317,105.26)	-	(26,317,105.26)
Other								-	-	-
Total contributions by and distributions	500,025,000.00	-	150,600,936.77	-	118,122,301.91	(2,921,368.80)	-	(814,938,579.78)	(11,623,638.86)	(60,735,348.76)
Balance at Asar end 2079	2,195,025,000.00	510,111.00	1,137,198,688.29	709,566.00	488,948,192.57	-	-	487,303,542.73	317,926,968.31	4,627,622,068.18

As per our report of even date

Sharad Nidhi Tiwari
(Chairman)

Santosh Kumar Bhattarai
(Director)

Sundar Bastola
(Director)

Devendra Bahadur Raut
(Director)

Top Bahadur Rayamajhi
(Director)

Samrita Tiwari
(Director)

.....
Anila Shrestha, FCA
Partner, Sundar & Co.
Chartered Accountants

Puskar Raj Subedi
(Manager)

Ram Bahadur Chaudhary
(Asst. General Manager)

Janardan Dev Pant
(Chief Executive Officer)

Date: 3rd Jan, 2023

Place: Kathmandu, Nepal



Nirdhan Utthan Laghubitta Bittiya Sanstha Limited

Statement of Cash Flows For the year ended 32 Asar 2079

Particulars	Current Year	Previous Year
CASH FLOWS FROM OPERATING ACTIVITIES		
Interest received	3,929,308,596.17	3,692,466,846.93
Fees and other income received	282,721,513.31	492,649,010.58
Dividend received	-	-
Receipts from other operating activities	-	-
Interest paid	(1,827,324,304.81)	(1,366,690,142.86)
Commission and fees paid	(1,863,753.65)	(9,026,328.23)
Cash payment to employees	(946,664,293.99)	(942,389,702.77)
Other expense paid	(386,303,336.72)	(123,029,408.88)
Operating cash flows before changes in operating assets and liabilities	1,049,874,420.30	1,743,980,274.78
(Increase)/Decrease in operating assets		
Due from Nepal Rastra Bank	(40,553,119.23)	(61,703,080.05)
Placement with bank and financial institutions	970,000,000.00	(570,000,000.00)
Other trading assets	-	-
Loan and advances to bank and financial institutions	-	-
Loans and advances to customers	(3,431,815,105.46)	(3,849,409,620.69)
Other assets	(202,404,232.01)	(3,103,853.21)
Increase/(Decrease) in operating liabilities		
Due to bank and financial institutions	-	-
Due to Nepal Rastra Bank	-	-
Deposit from customers	2,363,628,452.83	2,477,572,263.81
Borrowings	(41,194,330.41)	(614,599,527.65)
Other liabilities	(17,727,514.15)	(389,730,395.04)
Net cash flow from operating activities before tax paid	649,808,571.86	(1,266,993,938.06)
Income taxes paid	(314,230,140.46)	(364,257,707.41)
Net cash flow from operating activities	335,578,431.41	(1,631,251,645.47)
CASH FLOWS FROM INVESTING ACTIVITIES		
Purchase of investment securities	(91,136,987.87)	(4,242,970.00)
Receipts from sale of investment securities	-	-
Purchase of property and equipment	6,637,947.00	(6,227,108.32)
Receipt from the sale of property and equipment	-	-
Purchase of intangible assets	-	-
Receipt from the sale of intangible assets	-	-
Purchase of investment properties	-	-
Receipt from the sale of investment properties	-	-
Interest received	14,285,754.23	51,293,274.24
Dividend received	3,018,036.23	-
Net cash used in investing activities	(67,195,250.41)	40,823,195.92
CASH FLOWS FROM FINANCING ACTIVITIES		
Receipt from issue of debt securities	-	-
Repayment of debt securities	-	-
Receipt from issue of subordinated liabilities	-	-
Repayment of subordinated liabilities	-	-
Receipt from issue of shares	-	-
Dividends paid	25,731,328.72	(10,263,158.00)
Interest paid	-	-
Other receipt/payment	-	-
Net cash from financing activities	25,731,328.72	(10,263,158.00)
Net increase (decrease) in cash and cash equivalents	294,114,509.72	(1,600,691,607.55)
Cash and cash equivalents at Shrawn 1, 2077	736,479,913.87	2,337,171,521.42
Effect of exchange rate fluctuations on cash and cash equivalents held	-	-
Cash and cash equivalents at Asar end 2078	1,030,594,423.59	736,479,913.87

Sharad Nidhi Tiwari
(Chairman)

Santosh Kumar Bhattarai
(Director)

Sundar Bastola
(Director)

As per our report of even date.

Devendra Bahadur Raut
(Director)

Top Bahadur Rayamajhi
(Director)

Samrita Tiwari
(Director)

Puskar Raj Subedi
(Manager)

Ram Bahadur Chaudhary
(Asst. General Manager)

Janardan Dev Pant
(Chief Executive Officer)

.....
Anila Shrestha, FCA
Partner, Sundar & Co.
Chartered Accountants

Date: 3rd Jan, 2023

Place: Kathmandu, Nepal



Nirdhan Utthan Laghubitta Bittiya Sanstha Limited

Notes to the Financial Statements For the Financial Year Ended 32 Asar 2079

1 Reporting Entity

1.1 Corporate Information

Nirdhan Utthan Laghubitta Bittiya Sanstha Limited (NULBSL or "the Financial Institution") has been in operation since 1998. It is a public limited company, registered under The Companies Act, 1997 (now The Companies Act, 2006), carrying micro-finance activities. The Financial Institution is licensed by the Nepal Rastra Bank (NRB) in April 1999 to undertake banking activities under the Development Bank Act, 1996, and started its formal operation in July 1999. Now, operating under the Bank and Financial Institutions Act, 2017 (BAFIA) as a "D" Class Financial Institution.

1.2 Principal Activities of the Financial Institution

The Financial Institution provides microfinance services such as Loans, Deposits, Micro-Insurance, and Remittance services to low-income families of Nepal. NULBSL follows group lending based on Grameen Bank, Bangladesh model as well as group lending based on NULBSL developed Self-Reliant model through a network of 185 branch offices spread over all 77 districts of Nepal.

The Head Office of the Financial Institution is located at Naxal-01, Kathmandu, Nepal. Its ordinary shares are listed with Nepal Stock Exchange Ltd and its stock symbol is "NUBL".

2 Basis of Preparation

The Financial Statements have been prepared on the accrual basis of accounting as prescribed by Nepal Financial Reporting Standards (NFRSs), as published by the Accounting Standards Board (ASB) Nepal and pronounced by The Institute of Chartered Accountants of Nepal (ICAN).

The preparation and presentation of the Financial Statements comply with the requirements of format issued by Nepal Rastra Bank via Unified Directives to Microfinance FIs, 2078.

The Financial Statements comprise of:

- Statement of Financial Position stating the financial position of the financial institution as at the end of reporting period;
- Statement of Profit and Loss stating the financial performance of the financial institution for the reported period ended;
- Statement of Comprehensive Income for the reported period ended;
- Statement of Changes in Equity stating all the changes in equity of the financial institution during the reporting period;
- Statement of Cash Flows stating the ability of the financial institution to generate cash and cash equivalents; and
- Notes to the Financial Statements comprising summary of principal accounting policies and explanatory notes that are of significant importance to the stakeholders.

2.1 Statement of Compliance

The financial statements have been prepared and approved by the Board of Directors following Nepal Financial Reporting Standards (NFRSs) with allowed carve-outs as issued by the Accounting Standards Board (ASB) Nepal and pronounced by The Institute of Chartered Accountants of Nepal (ICAN). The significant accounting policies applied in the preparation of financial statements are set out in Note - 3. These policies have been consistently applied to all the years presented except for the changes in accounting policies disclosed specifically.



2.2 Reporting period and approval of financial statements

The Financial Institution follows the Nepalese Financial Year based on the Nepalese Calendar starting from the first day of Shrawan (Mid July) of each year to the last day of Asar (Mid July) of the next year. Comparative reporting period figures have been restated/reclassified wherever necessary by the standards/regulations and/or for better presentation which has been disclosed separately, wherever necessary.

The accompanied Financial Statements have been approved by the Board of Directors on its 295th meeting held on 19th Poush, 2079. The Board acknowledges the responsibility of preparation of financial statements of the Financial Institution and has been recommended for approval by shareholders in the 24th Annual General Meeting.

2.3 Functional and presentation currency

Financial Statements are denominated in Nepalese Rupees (NPR), which is the functional and presentation currency of the Financial Institution. There was no change in the presentation and functional currency during the year under review. The figures are rounded to nearest rupee unless otherwise indicated.

2.4 Use of Estimates, Assumptions, and Judgments

As a result of the uncertainties inherent in business activities, many items in Financial Statements cannot be measured with precision but can only be estimated. Estimation involves judgements based on the latest available, reliable information. An estimate may need revision if changes occur in the circumstances on which the estimate was based or as a result of new information or more experience. During the preparation of the financial statements, NFRS requires the management to make critical accounting judgments, estimates, and assumptions in applying the accounting policies that have a material impact on the financial statements.

The underlying assumption made while making accounting estimates are periodically reviewed and such revision is recognized in the period in which the estimates are revised and are applied prospectively. Change in estimates is not the correction of an error. Disclosures of the accounting estimate have been applied along with the nature and effect of changes of accounting estimates in the relevant section of the notes wherever the estimates have been applied.

2.5 Changes in Accounting policies

Generally accepted accounting policies are followed consistently throughout the accounting period, so as to present the general-purpose financial statements ensuring comparability both with the entity's financial statements of previous periods and with the financial statements of other comparable entities. However, the changes when required by NFRS or due to the requirement that results in the financial statements providing more reliable and more relevant information about the effects of the transactions, other events or conditions on the entity's financial position, financial performance or cash flows are made and the changes are applied retrospectively.

2.6 New standards in issue but not yet effective

As per the guidelines of the ICAN, When International Accounting Standard Board revises, amends or withdraws International Accounting Standards, IFRSs, IFRIC or SIC, such revisions, amendments and withdrawals shall accordingly be treated as effected with immediate revision, amendment and withdrawal in NFRS by ASB as well, to the extent not in conflict with existing national laws. Few carve outs on applicable Accounting Standards as provided by the Institute of Chartered Accountants of Nepal have been used by the financial institution. Further, a number of new standards and amendments to the existing standards and interpretations have been issued by International Accounting Standard Board after the pronouncements of NFRS with varying effective dates. Those become applicable when Accounting Standard Board Nepal incorporates them within NFRS.



2.7 New Standards and interpretation not adopted

In preparing financial statements, Standards and pronouncements issued by Accounting Standard Board Nepal has been adopted. Management has used its assumptions and understandings for the preparation of financial statements under compliance with NFRS, however certain interpretations might vary regarding the recognition, measurement, and other related provisions where the standards are not specific and not clear.

2.8 Discounting

When the realization of assets and settlement of obligation is for more than one year, the Financial Institution considers the discounting of such assets and liabilities where the impact is material. Various internal and external factors have been considered for determining the discount rate to be applied to the Cash Flows of the Financial Institution. Market Interest Rate on Staff loans except housing loan has been precluded from discounting as management considers the current interest rate as market rate under the same class of loans. Housing loan has been considered under EIR method. Management considers Lease payments under an operating lease to be recognised as an expense when accrued as the payments to the lessor are structured to increase in line with expected general inflation to compensate for the lessor's expected inflationary cost increases.

3 Significant Accounting Policies

The principal accounting policies applied by the Financial Institution in the preparation of these financial statements are presented below. These policies have been consistently applied to all the years presented unless stated otherwise.

3.1 Basis of Measurement

The financial statements are prepared on the historical-cost basis except for the following material items in the statement of financial position:

- Defined benefit schemes, surpluses and deficits are measured at fair value.
- Liabilities for defined benefit obligations are recognized at the present value of the defined benefit obligation less the fair value of the plan assets.
- Investment securities has been measured at fair value under NFRS 9 "Financial Instruments", wherever applicable.
- Financial assets and liabilities at fair value through profit or loss or other comprehensive income are measured at fair value.
- Financial assets and financial liabilities held at amortized cost at measured using a rate that is a close approximation of effective interest rate.

Estimates and underlying assumptions are reviewed on an ongoing basis and are based on historical experience and other factors, including expectations of future events that are believed to be reasonable under the circumstances. Actual results could differ from those estimates. Any revisions to accounting estimates are recognized prospectively in the period in which the estimates are revised and in the future periods. The areas involving a higher degree of judgement or complexity, or areas where assumptions and estimates are significant to the financial statements are disclosed in notes.

Offsetting

Financial Assets and Financial Liabilities are netted off only when there is a legally enforceable right to offset the recognised amounts and there is an intention to settle on a net basis, or to realise the assets and settle the liability simultaneously.

Materiality and Aggregation

In compliance with NFRS 1 - Presentation of Financial Statements, each material class of similar items is presented separately in the financial Statements. Items of dissimilar nature or functions are presented separately unless they are material. Such presentation of line items is consistent with the format issued by NRB.



3.2 Cash and cash equivalent

Cash and cash equivalent comprise of the total amount of cash-in-hand, balances with other bank and financial institutions, money at call, short notice and highly liquid financial assets with original maturities of three months or less from the acquisition date that are subject to an insignificant risk of changes in their fair value and are used by the management of its short-term commitments.

3.3 Financial assets and financial liabilities

Financial assets refer to assets that arise from contractual agreements that result in future cash inflows or from owning equity instruments of another entity. Since financial assets derive their value from a contractual claim. These are non-physical in form and are usually regarded as more liquid than other tangible assets. Common examples of financial assets are cash, cash equivalents, bank balances, placements, investments in debt and equity instruments, derivative assets and loans and advances.

Financial liabilities are obligations that arise from contractual agreements and that require settlement by way of delivering cash or another financial asset. Settlement could also require exchanging other financial assets or financial liabilities under potentially unfavourable conditions. Settlement may also be made by issuing own equity instruments. Common examples of financial liabilities are due to banks, derivative liabilities, deposit accounts, money market borrowings and debt capital instruments.

Recognition

The Financial Institution initially recognizes a financial asset or a financial liability in its statement of financial position when, and only when, it becomes party to the contractual provisions of the instrument. The Financial Institution initially recognize loans and advances, deposits, and debt securities/ subordinated liabilities issued on the date that they are originated which is the date that the Financial Institution becomes party to the contractual provisions of the instruments. Investments in equity instruments, bonds, debentures, Government securities, NRB bond or deposit auction, reverse repos, outright purchase are recognized on trade date at which the Financial Institution commits to purchase/acquire the financial assets. Regular purchase and sale of financial assets are recognized on trade date. All financial assets and liabilities are initially recognized at their cost value and are subsequently presented as per NFRS based on the respective classification.

Classification

i. Financial Assets

The Financial Institution classifies the financial assets as subsequently measured at amortized cost or fair value on the basis of the Financial Institution's business model for managing the financial assets and the contractual cash flow characteristics of the financial assets. The two classes of financial assets are as follows:

1. Financial assets measured at amortized cost

The Financial Institution classifies a financial asset measured at amortized cost if both of the following conditions are met:

- The asset is held within a business model whose objective is to hold assets in order to collect contractual cash flows, and
- The contractual terms of the financial asset give rise on specified dates to cash flows that are Solely Payments of Principal and Interest on the principal amount outstanding.

2. Financial asset measured at fair value

Financial assets other than those measured at amortized cost are measured at fair value. Financial assets measured at fair value are further classified into two categories as below:

a) Financial assets at fair value through profit or loss

Financial assets are classified as fair value through profit or loss (FVTPL) if they are held for trading or are designated at fair value through profit or loss. Upon initial recognition, transaction costs are directly



attributable to the acquisition are recognized in profit or loss as incurred. Such assets are subsequently measured at fair value and changes in fair value are recognized in Statement of Profit or Loss.

b) *Financial assets at fair value through other comprehensive income*

Investment in an equity instrument that is not held for trading and at the initial recognition, the Financial Institution makes an irrevocable election that the subsequent changes in fair value of the instrument is to be recognized in other comprehensive income are classified as financial assets at fair value through other comprehensive income. Such assets are subsequently measured at fair value and changes in fair value are recognized in other comprehensive income.

ii. Financial Liabilities

The Financial Institution classifies the financial liabilities as follows:

a) *Financial liabilities at fair value through profit or loss*

Financial liabilities are classified as fair value through profit or loss (FVTPL) if they are held for trading or are designated at fair value through profit or loss. Upon initial recognition, transaction cost is directly attributable to the acquisition are recognized in Statement of Profit or Loss as incurred. Subsequent changes in fair value are recognized at profit or loss.

b) *Financial liabilities measured at amortized cost*

All financial liabilities other than measured at fair value through profit or loss are classified as subsequently measured at amortized cost using effective interest method.

Measurement

i. Financial assets at FVTOCI

On initial recognition, the Financial Institution can make an irrevocable election (on an instrument-by instrument basis) to present the subsequent changes in fair value in other comprehensive income pertaining to investments in equity instruments. This election is not permitted if the equity investment is held for trading. These elected investments are initially measured at fair value. Subsequently, they are measured at fair value with gains and losses arising from changes in fair value recognized in other comprehensive income and accumulated in the 'Fair Value Reserve'. The cumulative gain or loss is not reclassified to Statement of Profit and Loss on disposal of the investments.

Dividends on these investments in equity instruments are recognized in Statement of Profit and Loss when the Financial Institution's right to receive the dividends is established, it is probable that the economic benefits associated with the dividend will flow to the entity, the dividend does not represent a recovery of part of the cost of the investment and the amount of dividend can be measured reliably.

ii. Financial assets at fair value through profit or loss (FVTPL)

Investments in equity instruments are classified as at FVTPL unless the Financial Institution irrevocably elects on initial recognition to present subsequent changes in fair value in other comprehensive income for investments in equity instruments which are not held for trading. Debt instruments that do not meet the amortized cost criteria or FVTOCI criteria are measured at FVTPL. In addition, debt instruments that meet the amortized cost criteria or the FVTOCI criteria but are designated as at FVTPL are measured at FVTPL.

A financial asset that meets the amortized cost criteria or debt instruments that meet the FVTOCI criteria may be designated as at FVTPL upon initial recognition if such designation eliminates or significantly reduces a measurement or recognition inconsistency that would arise from measuring assets or liabilities or recognizing the gains and losses on them on different bases.



Financial assets at FVTPL are measured at fair value at the end of each reporting period, with any gains or losses arising on re-measurement recognized in the Statement of Profit and Loss. Dividend on financial assets at FVTPL is recognized when the Institution's right to receive the dividends is established, it is probable that the economic benefits associated with the dividend will flow to the entity, the dividend does not represent a recovery of part of the cost of the investment and the amount of dividend can be measured reliably.

iii. Financial liabilities at FVTPL

Financial liabilities are classified as at FVTPL when the financial liability is held for trading or is designated as at FVTPL.

Financial liabilities at FVTPL are stated at fair value, with any gains or losses arising on remeasurement recognized in Statement of Profit and Loss. The net gain or loss recognized in Statement of Profit and Loss incorporates any interest paid on the financial liability and is included in the 'Other Income' line item.

However, for non-held-for-trading financial liabilities that are designated as at FVTPL, the amount of change in the fair value of the financial liability that is attributable to changes in the credit risk of that liability is recognized in other comprehensive income, unless the recognition of the effects of changes in the liability's credit risk in other comprehensive income would create or enlarge an accounting mismatch in profit or loss, in which case these effects of changes in credit risk are recognized in Statement of Profit and Loss. The remaining amount of change in the fair value of liability is always recognized in Statement of Profit and Loss. Changes in fair value attributable to a financial liability's credit risk that are recognized in other comprehensive income are reflected immediately in retained earnings and are not subsequently reclassified to Statement of Profit and Loss.

iv. Financial liabilities subsequently measured at amortized cost

Financial liabilities that are non-held-for-trading and are not designated as at FVTPL are measured at amortized cost at the end of subsequent accounting periods. The carrying amount of financial liabilities that are subsequently measured at amortized cost are determined based on the effective interest method. Interest expense that is not capitalized as part of costs of an asset is incorporated in the 'Finance Expenses' line item.

The effective interest method is a method of calculating the amortized cost of a financial liability and of allocating interest expense over the relevant period. The effective interest rate is the rate that exactly discounts estimated future cash payments (including all fees paid or received that form an integral part of the effective interest rate, transaction costs and other premiums or discounts) through the expected life of the financial liability, or (where appropriate) a shorter period, to the net carrying amount on initial recognition.

De-recognition

De-recognition of financial assets

The Financial Institution derecognizes a financial asset when the contractual rights to receive the cash flows from the financial asset expire, or when it transfers the financial asset in a transaction in which substantially all the risks and rewards of ownership of the financial asset are transferred or in which the Institution neither transfers nor retains substantially all the risks and rewards of ownership and it does not retain control of the financial asset.

Any interest in such transferred financial assets that qualify for de-recognition that is created or retained by the Financial Institution is recognized as a separate asset or liability. On de-recognition of a financial asset, the difference between the carrying amount of the asset, and the sum of;

- (i) The consideration received, and
- (ii) Any cumulative gain or loss that had been recognized in other comprehensive income is recognized in retained earnings.



The Financial Institution enters into transactions whereby it transfers assets recognized on its Statement of Financial Position, but retains either all or substantially all of the risks and rewards of the transferred assets or a portion of them. If all or substantially all risks and rewards are retained, then the transferred assets are not derecognized. Transfers of assets with retention of all or substantially all risks and rewards include, for example repurchase transactions.

De-recognition of financial liabilities

A financial liability is derecognized when the obligation under the liability is discharged or cancelled or expired. Where an existing financial liability is replaced by another from the same lender on substantially different terms, or the terms of an existing liability are substantially modified, such an exchange or modification is treated as a de-recognition of the original liability and the recognition of a new liability. The difference between the carrying value of the original financial liability and the consideration paid is recognized in Statement of Profit or Loss.

Determination of fair value

‘Fair value’ is the price that would be received to sell an asset or paid to transfer a liability (exit price) in an orderly transaction between market participants at the measurement date in the principal or, in its absence, the most advantageous market to which the Financial Institution has access at that date. The fair value of a liability reflects its non-performance risk.

When available, the Financial Institution measures the fair value of an instrument using the quoted price in an active market for that instrument. A market is regarded as active if transactions for the asset or liability take place with sufficient frequency and volume to provide pricing information on an ongoing basis. If there is no quoted price in an active market, then the Financial Institution uses valuation techniques that maximize the use of relevant observable inputs and minimize the use of unobservable inputs. The chosen valuation technique incorporates all of the factors that market participants would take into account in pricing a transaction.

The fair value measurement hierarchy is as follows:

Level 1 fair value measurements are those derived from unadjusted quoted prices in active markets for identical assets or liabilities.

Level 2 valuations are those with quoted prices for similar instruments in active markets or quoted prices for identical or similar instruments in inactive markets and financial instruments valued using models where all significant inputs are observable.

Level 3 portfolios are those where there are unobservable inputs of the instruments. The inputs are not based on observable market data.

The best evidence of the fair value of a financial instrument at initial recognition is normally the transaction price i.e. the fair value of the consideration given or received. If the Financial Institution determines that the fair value at initial recognition differs from the transaction price and the fair value is evidenced neither by a quoted price in an active market for an identical asset or liability (Level-1 valuation) nor based on a valuation technique that uses only data from observable markets (Level-2 valuation), then the financial instrument is initially measured at fair value, adjusted to defer the difference between the fair value at initial recognition and the transaction price. Subsequently, that difference is recognized in profit or loss on an appropriate basis over the life of the instrument but not later than when the valuation is wholly supported by observable market data or the transaction is closed out. In case the fair value is evidenced by a quoted price in an active market for an identical asset or liability (Level-1 valuation), the difference between the transaction price and fair value is recognized in profit or loss immediately.



Impairment

At each reporting date, the Financial Institution assesses whether there is objective evidence that a financial asset or the group of financial assets not carried at fair value through profit or loss are impaired. A financial asset or the group of financial assets is impaired when objective evidence demonstrates that a loss event has occurred after the initial recognition of the asset(s), and that the loss event has an impact on the future cash flows of the asset(s) that can be estimated reliably.

Objective evidence that financial assets are impaired can include significant financial difficulty of the borrower or issuer, default or delinquency by a borrower, project of the borrower having negative cash flows or negative net worth, restructuring of a loan or advance by the Financial Institution on terms that the Financial Institution would not otherwise consider, indications that a borrower or issuer will enter bankruptcy, the disappearance of an active market for a security, or other observable data relating to the group of assets such as adverse changes in the payment status of borrowers or issuers in the group, or economic conditions that correlate with defaults in the Financial Institution. In addition, for an investment in an equity security, a significant or prolonged decline in its fair value below its cost is objective evidence of impairment.

In case of financial difficulty of the borrower, the Financial Institution considers to restructure loans rather than take possession of collateral. This may involve extending the payment arrangements and agreement of new loan conditions. Once the terms have been renegotiated, any impairment is measured using the EIR method and the loan is no longer considered past due. Management continually reviews renegotiated loans to ensure that all criteria are met and that future payments are likely to occur. The loans continue to be subject to an individual or collective impairment assessment, calculated using the loan's original EIR.

Impairment of financial assets measured at amortized cost. The Financial Institution considers evidence of impairment for loans and advances measured at amortized cost at both specific asset and collective level. The Financial Institution first assesses individually whether objective evidence of impairment exists for financial assets that are individually significant and that are not individually significant are assessed on collectively.

If there is objective evidence that an impairment loss has been incurred, the amount of the loss is measured as the difference between the asset's carrying amount and the present value of estimated future cash flows. The carrying amount of the asset is reduced through the use of an allowance account and the amount of the loss is recognized in profit or loss. Interest income continues to be accrued on the reduced carrying amount and is accrued using the rate of interest used to discount the future cash flows for the purpose of measuring the impairment loss.

Impairment of loans and advances portfolios are based on the judgments in past experience of portfolio behaviour. In assessing collective impairment, the Financial Institution uses historical trends of the probability of default, the timing of recoveries and the amount of loss incurred, adjusted for management's judgment as to whether current economic adjustment are such that the actual losses are likely to be greater or less than suggested by historical trends. Probability of default pattern and loss given default pattern are regularly benchmarked against actual outcomes to ensure that they remain appropriate. Impairment has been considered as per carve-out issued by ICAN where impairment as per NFRS or as per NRB Directive whichever is higher.

Loans together with the associated allowance are written off when there is no realistic prospect of future recovery and all collateral has been realized or has been transferred to the Financial Institution. If in a subsequent year, the amount of the estimated impairment loss increases or decreases because of an event occurring after the impairment was recognized, the previously recognized impairment loss is increased or reduced by adjusting the allowance account. If a write off is later recovered, the recovery is recognized in the 'non-operating income'.

3.4 Trading assets

There were no trading assets held by the Financial Institution during the year.



3.5 Property and Equipment

a) Recognition and Measurement

Property and Equipment are recognized if it is probable that future economic benefits associated with the assets will flow to the Financial Institution and the cost of the asset can be reliably measured. The cost includes expenditures that are directly attributable to the acquisition of the assets. Cost of self-constructed assets includes followings:

- Cost of materials and direct labour;
- Any other cost directly attributable to bringing the assets to the working condition for their intended use; and
- Capitalized borrowing cost.

Property and equipment are measured at cost less accumulated depreciation and accumulated impairment loss if any. Neither class of the property and equipment are measured at revaluation model nor is their fair value measured at the reporting date. Subsequent expenditure is capitalized if it is probable that the future economic benefits from the expenditure will flow to the entity. Ongoing repairs and maintenance to keep the assets in working condition are expensed as incurred. Any gain or losses on de-recognition of an item of property and equipment is recognized in profit or loss.

b) Grant Assets

The assets received under grant has been booked under Property and Equipment by creating a capital reserve of equal amount. The annual depreciation is deducted every year from this reserve till the useful life of assets. The balance of capital reserve depicts at the same proportion of the depreciation.

c) Depreciation

Property and Equipment's are depreciated from the date they are available for use on Straight Line method over the estimated useful life as determined by the Management. Depreciation is charged to profit or loss. Land is not depreciated. Charging of depreciation is ceased from earlier of: the date from which the asset is classified as held for sale or from the date of derecognition. The estimated useful life of significant items of property and equipment for current year and comparative period are as follows:

Class of Assets	Useful Life
Building	30 Years
Computer and Accessories	5 Years
Vehicles	5 years
Furniture, Fixture and Equipment's	10 Years

Assets costing less than NPR 3,000 are fully expensed in the year of purchase.

The additional information on gross carrying amount and the accumulated depreciation (aggregated with accumulated impairment loss, if any) is presented in the Note-4 separately.

3.6 Goodwill and Intangible assets

There is no Goodwill and Intangible Assets held by the Financial Institution during the year.

3.7 Investment Property

There is no Investment Property held by the Financial Institution during the year.

3.8 Income tax

Tax expense is the aggregate amount included in the determination of profit or loss for the period in respect of current and deferred taxes. The Financial Institution applies NAS 12 – “Income Taxes” for the accounting of Income Tax. Income tax expense is recognized in profit or loss, except to the extent it relates to items recognized directly in equity or directly in other comprehensive income. Tax expense relating to items recognized directly in other comprehensive income is recognized in the Statement of Other Comprehensive Income.



Current Tax

Current tax comprises the amount of income taxes payable (or recoverable) in respect of the taxable profit (or tax loss) for the reporting period, and any amount adjusted to the tax payable (or receivable) in respect of previous years. It is measured using tax rates enacted, or substantively enacted, at the reporting date.

The Financial Institution has determined tax provision for the reported period based on its accounting profit for that period, and incorporating the effects of adjustments for taxation purpose as required under the Income Tax Act, 2058 and amendments thereto, using a corporate tax rate of 30%.

Current tax for current and prior periods shall, to the extent unpaid, be recognized as liability. If the amount already paid in respect of current and prior periods exceeds the amount due for those periods, the excess shall be recognized as an asset. Moreover, the benefit relating to a tax loss can be carried back to recover current tax of a previous period shall be recognized as an asset. Explanatory information on current tax calculation is stated in Note-4.9.

Deferred Tax

Deferred tax liabilities are the amounts of income taxes payable in future periods in respect of taxable temporary differences.

Deferred tax assets are the amounts of income taxes recoverable in future periods in respect of:

- (a) deductible temporary differences;
- (b) the carry forward of unused tax losses; and
- (c) the carry forward of unused tax credits.

Deferred tax is recognized at the reporting date in respect of temporary differences between the carrying amounts of assets or liabilities for financial reporting purposes and the corresponding amounts used for taxation purposes.

Deferred tax assets are recognized for all deductible temporary differences, carried forward unused tax credits and carried forward unused tax losses (if any), to the extent that it is probable that future taxable profits will be available against which they can be claimed. Deferred tax liabilities are the amounts of income taxes payable in future periods in respect of taxable temporary differences.

The carrying amount of deferred tax assets is reviewed at each reporting date and reduced to the extent that it is no longer probable that the related tax benefit will be realized. Deferred tax assets and liabilities are measured at the tax rates that are expected to be applied to temporary differences when they will be reversed, using tax rates enacted, or substantively enacted, at the reporting date. Deferred tax income or expense relating to items recognized directly in equity is recognized in Other Comprehensive Income.

The measurement of deferred tax liabilities and deferred tax assets shall reflect the tax consequences that would follow from the manner in which the entity expects, at the end of the reporting period, to recover or settle the carrying amount of its assets and liabilities.

The income taxes levied to the Financial Institution relates to the same taxation authority and the taxation laws permit the entity to make or receive a single net payment. Therefore, the Financial Institution has legally enforceable right to set off a current tax asset against a current tax liability. Explanatory information on deferred tax calculation is stated in Note - 4.13.

3.9 Deposits, debt securities issued, and subordinated liabilities

The Financial Institution's deposits consist of money placed into the Financial Institution by its customers and members. These deposits are made to deposit accounts such as term deposit accounts, savings deposit accounts.



3.10 Provisions

The Financial Institution applies NAS 37 – “Provisions, Contingent Liabilities & Contingent Assets” in the accounting of provisions.

A provision is a liability of uncertain timing or amount. A provision shall be recognized when:

- (a) an entity has a present obligation (legal or constructive) as a result of a past event;
- (b) it is probable that an outflow of resources embodying economic benefits will be required to settle the obligation; and
- (c) a reliable estimate can be made of the amount of the obligation. If these conditions are not met, no provision shall be recognized.

The amount recognized as a provision is the best estimate of the consideration required to settle the present obligation at the end of the reporting period, taking into account the risks and uncertainties surrounding the obligation. When a provision is measured using the cash flows estimated to settle the present obligation, its carrying amount is the present value of those cash flows (when the effect of the time value of money is material).

A disclosure for contingent liabilities is made where there is:

- a possible obligation that arises from past events and whose existence will be confirmed only by the occurrence or non-occurrence of one or more uncertain future events not wholly within the control of the entity; or
- present obligation that arises from past events but is not recognized because:
 - o It is not probable that an outflow of resources embodying economic benefits will be required to settle the obligation; or
 - o The amount of the obligation cannot be measured with sufficient reliability.

A contingent asset is a possible asset that arises from past events and whose existence will be confirmed only by the occurrence or non-occurrence of one or more uncertain future events not wholly within the control of the entity.

3.11 Revenue Recognition

Revenue is recognized to the extent it is probable that the economic benefits will flow to the Financial Institution and can be measured reliably. The Financial Institution applies NAS 18 – “Revenue” in the accounting of revenue unless otherwise stated.

The basis of income recognition is mentioned below:

i. Interest income

Interest income is recognized under an accrual basis (using the effective interest rate method) in the profit or loss for all interest-bearing financial assets except loans categorized as bad loans measured at amortized cost. Effective Interest Rate is the rate that exactly discounts estimated future cash receipts or cash payments through the expected life of a financial asset to the net carrying amount of the financial asset. Effective Interest Rate method is a method of calculating the amortized cost of a financial asset and of allocating the interest income and service income over the relevant period.

NFRS Requirement

NFRS requires interest income to be recognized using the effective interest method, except for those classified at fair value through profit or loss. The effective interest method is a method of calculating the amortized cost of a financial asset and of allocating the interest income and service income over the expected life of the financial instrument. The effective interest rate is the rate that exactly discounts the estimated future cash payments or receipts over the expected life of the financial instrument or, when appropriate, a shorter period, to the net carrying amount of the financial asset or financial liability. The effective interest rate is calculated on initial recognition of the financial asset or liability by estimating the future cash flows after considering all the contractual terms of the instrument but not future credit losses. The calculation includes all amounts expected to be paid or received by the Financial Institution including expected penalties that are an integral part of the overall return. Direct incremental transaction costs related to the acquisition, issue, or disposal of financial instruments are also taken into account in the calculation. Once a financial



asset or a group of similar financial assets has been written down as a result of an impairment loss, interest income is recognized using the rate of interest used to discount the future cash flows to measure the impairment loss.

Carve-out for Effective Interest Rate (EIR) method

The Financial Institution has availed the carve-out for interest income recognition by applying the rate implicit on individual loan products. Considering the amount of renewal and initial service fees that the Financial Institution charges on the loans and applying the EIR method would not be practical. Hence, initial service fees have been recognized during the period when such income accrues rather than being included within the component of interest income under the EIR method.

Accrued Interest has been accounted as per "Guideline on Recognition of Interest Income, 2019" issued by Nepal Rastra Bank, in July 2019. Interest from Loans where contractual payments of principal and /or interest are not more than 3 months in arrears are considered as Performing loans and Interest Income has been booked accordingly. Remaining Interest Income, in relation to Non-Performing Loans, has been treated as Interest Suspense and accounted accordingly.

Out of Total Interest Accrued of Rs. 338,614,970 during the financial year, Interest Accrued from Performing Loan is Rs. 252,416,468 and from Non-Performing Loan is Rs. 86,198,502 .

ii. Fee and commission income

Fees and commission income that is integral to the effective interest rate on a financial asset is included in the measurement of effective interest rate. Other fees and commission income including management fees, service charges are recognized as and when the related services are performed.

iii. Dividend income

A dividend on investment in a resident company is recognized when the right to receive payment is established. Dividend income is presented in other operating income, net income from other financial instruments at fair value through profit or loss, or other revenue based on the underlying classification of the equity instruments.

iv. Net Trading Income

The Financial Institution does not have Net Trading Income.

v. Net income from other financial instruments at fair value through profit or loss

The Financial Institution presents income other than those presented under interest income, fees and commission income under this heading. Income recognized here includes items such as foreign exchange revaluation gain or loss; dividend on equity investments that are measured at FVTOCI; gain or loss on disposal of property and equipment; gain and loss on disposal of investment property; and gain or loss on disposal of investment securities except for equity investments measured at FVTOCI.

3.12 Interest expense

Interest expenses on all financial liabilities including deposits are recognized in profit or loss using the effective interest rate method. Interest expenses on all trading liabilities are considered to be incidental to the Financial Institution's trading operations and are presented together with all other changes in fair value of trading assets and liabilities in net trading income.

3.13 Employees Benefits

Employee benefits are all forms of consideration given by an entity in exchange for service rendered by employees. The Financial Institution's remuneration package includes both short term and long-term benefits and comprises of: salary, allowances, paid leave, accumulated leave, gratuity, provident fund and annual statutory bonus. The Financial Institution applies NAS 19 – "Employee Benefits" in accounting of all employee benefits and recognizes the followings in its financial statements:

- a liability when an employee has provided service in exchange for employee benefits to be paid in the future; and



- an expense when the Financial Institution consumes the economic benefit arising from service provided by an employee in exchange for employee benefits.

Explanatory information on personnel expense is stated in Note-4.34.

a) Short Term Employee Benefits

Short term employee benefit obligations are employee benefits (other than termination benefits) that are expected to be settled wholly before twelve months after the end of annual reporting period in which the employees render the related service. This includes all the following items (if payable within 12 months after the end of the reporting period):

- wages, salaries and social security contributions;
- paid annual leave and paid sick leave;
- non-monetary benefits

The Financial Institution shall recognize the undiscounted amount of short-term employee benefits expected to be paid in exchange for that service.

A liability is also recognized for the amount expected to be paid under bonus required by the prevailing Bonus Act, pay the amount as a result of past service provided by the employee and the obligation can be estimated reliably under short term employee benefits.

b) Post-Employment Benefit Plan

Post-employment benefit plan includes followings:

i. Defined Contribution Plan

Under defined contribution plans the Financial Institution's legal or constructive obligation is limited to the amount that it agrees to contribute to the fund. Obligations for contributions to defined contribution plans are recognized as personnel expense in profit or loss in the periods during which the related service are rendered by employees. Pre-paid contributions are recognized as an asset to the extent that cash refund or reduction in future payments is available. Contributions to a defined contribution plan being due for more than 12 months after the end of the period in which the employee render the service are discounted at their present value.

Financial Institution provides "Employees Provident Fund" to the employees entitled to receive benefits under the provident fund act, a defined contribution plan in which both the employee and the Financial Institution contribute monthly at a pre-determined rate (currently, 10% of the basic salary plus grade). Financial Institution does not assume any future liability for provident fund benefits other than its annual contribution.

ii. Defined Benefit Plan

The Financial Institution provides Gratuity Plan as defined benefits to its employees. These benefits are post-employment benefit plans and are paid based on length of service. These benefit plans are funded whereas the Financial Institution makes earmark investment of these funds. The gratuity plan provides for lump sum payments to vested employees at retirement or upon death while in employment or on termination of employment for an amount equivalent defined days' eligible salary payable for each completed year of service.

Gratuity

The Financial Institution provides for gratuity on accrual basis covering eligible employees in terms of Employee Service Byelaws of the Financial Institution. The plan provides for lump sum payments to vested employees at retirement or upon death while in employment or on termination of employment for an amount equivalent defined days' eligible salary payable for each completed years of service. The Financial Institution accounts for the liability for gratuity as per the actuarial valuation.



c) Termination Benefits

Termination benefits are recognized as expense when the Financial Institution is demonstrably committed, without realistic possibility of withdrawal, to a formal plan to provide termination benefits to employees as a result of an offer made to encourage voluntary redundancy. Termination benefits are recognized if the Financial Institutions made an offer for voluntary redundancy, it is probable that the offer will be accepted and the number of acceptances can be measured reliably. If the benefits are payable in more than 12 months after the reporting date, they are discounted to their present value.

d) Other Long-Term Benefits

The Financial Institution's net obligation in respect of long-term employee benefits, other than gratuity, is the amount of future benefits that employees have earned in return for their service in the current and prior periods. That benefit is discounted to determine its present value, and the fair value of any related assets is deducted. The Financial Institution has recognized accumulated leave liability as other long term employee benefits. The discount rate is the average yield at the reporting date on current government bonds.

3.14 Leases

The determination of whether an arrangement is a lease, or contains a lease, is based on the substance of the arrangement at the inception date and requires an assessment of whether the fulfilment of the arrangement is dependent on the use of a specific asset or assets and the arrangement conveys a right to use the asset, even if that right is not explicitly specified in an arrangement. The Financial Institution considers Lease payments under an operating lease to be recognised as an expense when accrued as the payments to the lessor are structured to increase in line with expected general inflation to compensate for the lessor's expected inflationary cost increases. The financial Institution has not adopted the lease treatment as per NFRS 16-Leases for the current period, as major lease agreements has the validity period of less than a year and the financial impact is immaterial and in order to minimise the time and cost involved thereon.

3.15 Share capital and reserves

The Financial Institution applied NAS 32, "Financial Instruments: Presentation" to determine whether the financial instrument is either a financial liability or equity. A financial liability is a contractual obligation to deliver cash or another financial asset, or the variable number of its own equity shares to the holder of the instruments or to exchange financial assets or financial liabilities with another entity under conditions that are potentially unfavourable to the entity.

Dividends and other returns to equity holders are recognized when the owner's right to receive payment is established.

3.16 Earnings per share including diluted

Basic earnings per equity share are computed as per NAS 33 "Earnings per Share". Basic earnings per equity share are computed by dividing net profit after tax by the weighted average number of equity shares outstanding during the year. Bonus shares involve the issue of shares without any consideration and hence do not change the resources available to the entity. Accordingly, adjustments of bonus shares issued have been done.

The entity does not hold any dilutive potential ordinary shares, and hence the Basic EPS itself is the Diluted EPS.

The entity has no discontinued operation and so the amounts per share for the continued and discontinued operation have not been reported.

3.17 Segment Reporting

An operating segment is a component of the entity that engages in business activities from which it may earn revenues and incur expenses (including revenues and expenses relating to transactions with other components of the same entity), whose operating results are regularly reviewed by the entity's Chief Operating Decision Maker to make decisions about resource allocation to each segment and assess its performance and for which discrete financial information is available.

The Financial Institution has identified segments based on the geographic locations of its offices in the seven provinces of the country. Interest earnings generated while conducting businesses under different segments are reported under



the respective segment. All business transactions of business units located in a particular province are grouped together.

4 Explanatory Notes

The explanatory notes and significant disclosure relating to the financial statements are as follows:

4.1 Cash and Cash Equivalent

Cash and cash equivalent includes the total amount of cash at vault, balances with other bank & financial institutions, money at call and short notice and highly liquid financial assets i.e., Treasury Bills, with original maturities of three months or less from the acquisition date that are subject to an insignificant risk of changes in their fair value and used in the management of short-term commitments and Cash in Transit is presented as follows:

Particulars	Current Year	Previous Year
Cash in hand	33,252,130.94	43,606,403.50
Balances with B/FIs	90,526,600.41	117,105,315.55
Money at call and short notice	756,815,692.24	545,768,194.82
Other	150,000,000.00	30,000,000.00-
Total	1,030,594,423.59	736,479,913.87

4.2 Statutory Balances and Due from Nepal Rastra Bank

Statutory Balances held with Nepal Rastra Bank including balance for compulsory cash reserve, securities purchased from Nepal Rastra Bank under resale agreement, other deposits with and receivables from Nepal Rastra Bank is presented as follows:

Particulars	Current Year	Previous Year
Statutory balances with NRB	392,914,152.53	354,806,787.53
Statutory balances with BFIs	-	-
Securities purchased under resale agreement	-	-
Other deposit and receivable from NRB	3,488,302.28	1,042,548.05
Total	396,402,454.81	355,849,335.58

4.3 Placements with Financial Institutions

Placements with domestic banks and financial institutions with original maturities of more than three months from the acquisition date are presented as follows:

Particulars	Current Year	Previous Year
Placement with domestic FIs	-	970,000,000.00
Less: Allowances for impairment	-	-
Total	-	970,000,000.00

4.4 Derivative Financial Instruments

The Financial Institution does not have any Derivative Financial Instruments.

Particulars	Current Year	Previous Year
<i>Held for trading</i>		
Interest rate swap	-	-
Currency swap	-	-
Forward exchange contract	-	-
Others	-	-
<i>Held for risk management</i>		
Interest rate swap	-	-
Currency swap	-	-
Forward exchange contract	-	-
Others	-	-
Total	-	-



4.5 Other Trading Assets

The Financial Institution does not have any Trading Assets.

Particulars	Current Year	Previous Year
Treasury bills	-	-
Government bonds	-	-
NRB Bonds	-	-
Domestic Corporate bonds	-	-
Equities	-	-
Other	-	-
Total	-	-
Pledged	-	-
Non-Pledged	-	-

4.6 Loans and advances to MFIs & Cooperatives

The Financial Institution does not have any Loan and advances to MFIs and Cooperatives.

Particulars	Current Year	Previous Year
Loans to microfinance institutions	-	-
Loans to FIs	-	-
Loans to cooperative	-	-
Less: allowance for impairment other	-	-
Less: allowance for impairment	-	-
Total	-	-

4.6.1 Allowances for Impairment

Particulars	Current Year	Previous Year
Balance at Shrawan 1	-	-
Impairment loss for the year:	-	-
Charge for the year	-	-
Recoveries/reversal	-	-
Amount written off	-	-
Balance as Asar end	-	-

4.7 Loans and advances to Customers

Total Loans and advances extended to the customers and amortized cost of staff loans; less the amount of impairment loss is presented under this head. Accrued Interest Receivable on performing loans have been considered under loans and advances measured at amortized cost. Impairment on loans and advances to customers are assessed individually and collectively as per incurred loss model which is compared with the loan loss provision prescribed by NRB Directives. Higher of the loss as per incurred loss model and NRB directive is considered for impairment.

Particulars	Current Year	Previous Year
Loan and advances measured at amortized cost	28,482,344,574.69	24,804,232,108.91
Less: Impairment allowances	1,313,350,382.98	1,067,053,022.66
Collective impairment	897,274,612.49	679,583,602.74
Individual impairment	416,075,770.49	387,469,419.92
Net Amount	27,168,994,191.71	23,737,179,086.25
Loans and advances measured at FVTPL	-	-
Total	27,168,994,191.71	23,737,179,086.25



4.7.1 Analysis of loan and advances - By Product

Particulars	Current Year	Previous Year
<u>Product</u>		
Term loans	-	-
Short term, term loan	-	-
Long term, term loan	-	-
Hire purchase loans	-	-
Personal Residential Loans	-	-
Staff loans	538,801,106.44	522,162,586.58
Other	27,691,127,000.25	24,077,562,944.33
Sub-Total	28,229,928,106.69	24,599,725,530.91
Interest receivable	252,416,468.00	204,506,578.00
Grand Total	28,482,344,574.69	24,804,232,108.91

4.7.2 Analysis of loan and advances - By Collateral

Particulars	Current Year	Previous Year
<u>Secured</u>		
Immovable assets	318,116,254.18	436,389,947.58
Government guarantee	-	-
Collateral of Government securities	-	-
Collateral of Fixed Deposit Receipt	-	-
Group guarantee	24,133,593,015.99	20,954,733,629.39
Personal guarantee	-	-
Other collateral	4,030,635,304.52	3,413,108,531.94
Sub-Total	28,482,344,574.69	24,804,232,108.91
Unsecured	-	-
Grand Total	28,482,344,574.69	24,804,232,108.91

4.7.3 Allowances for Impairment

Particulars	Current Year	Previous Year
<u>Specific allowances for impairment</u>		
Balance at Shrawan 1	387,469,419.92	215,973,617.00
Impairment loss for the year:		
Charge for the year	28,606,350.57	171,495,802.92
Recoveries/reversal during the year	-	-
Write-offs	-	-
Other movement	-	-
Balance at Asar end	416,075,770.49	387,469,419.92
<u>Collective allowances for impairment</u>		
Balance at Shrawan 1	679,583,602.74	687,406,305.00
Impairment loss for the year:		
Charge/(reversal) for the year	217,691,009.74	(7,822,702.26)
Other movement	-	-
Balance at Asar end	897,274,612.49	679,583,602.74
Total allowances for impairment	1,313,350,382.98	1,067,053,022.66



4.8 Investment Securities

Investment in financial instruments has been presented under this account head in two categories i.e., investment securities measured at amortized cost and investment in equity measured at fair value through other comprehensive income.

Particulars	Current Year	Previous Year
Investment securities measured at amortized cost	290,000,000.00	190,000,000.00
Investment in equity measured at FVTOCI	3,510,000.00	14,639,054.00
Total	293,510,000.00	204,639,054.00

4.8.1 Investment Securities measured at Amortized Cost

Disclosures in respect of investment in government bond which are measured at amortized cost are as follows:

Particulars	Current Year	Previous Year
Debt securities	-	-
Government bonds	290,000,000.00	190,000,000.00
Government treasury bills	-	-
Nepal Rastra Bank bonds	-	-
Nepal Rastra Bank deposits instruments	-	-
Other	-	-
Less: specific allowances for impairment	-	-
Total	290,000,000.00	190,000,000.00

4.8.2 Investment in equity measured at fair value through OCI

Disclosures in respect of investment in shares and debentures/bonds of other companies/institutions are as follows:

Particulars	Current Year	Previous Year
<u>Equity instruments</u>		
Quoted equity securities	-	11,129,054.00
Unquoted equity securities	3,510,000.00	3,510,000.00
Total	3,510,000.00	14,639,054.00

4.8.3 Investment relating to investment in equities

Particulars	Current Year Cost	Fair Value	Previous Year Cost	Fair Value
Investment in quoted equity				
NIBL Samriddhi Fund-1	-	-	6,955,640.00	11,129,054.00
Investment in unquoted equity				
Prabhu Capital Ltd.	1,500,000.00	1,500,000.00	1,500,000.00	1,500,000.00
Center for Micro-Finance Nepal	10,000.00	10,000.00	10,000.00	10,000.00
Nepal Finsoft Company Ltd	2,000,000.00	2,000,000.00	2,000,000.00	2,000,000.00
Total	3,510,000.00	3,510,000.00	10,465,640.00	14,639,054.00

4.9 Current Tax Assets

Advance tax deposited by the financial institution less tax liabilities as well as income tax liabilities for the purpose of current tax, prior period tax including fees are presented under this head.

Particulars	Current Year	Previous Year
Current tax assets	481,447,942.12	467,579,860.59
Current year income tax assets	481,447,942.12	467,579,860.59
Tax assets of prior periods	-	-
Current tax liabilities	329,787,436.78	529,299,812.21
Current year income tax liabilities	329,787,436.78	529,299,812.21
Tax liabilities of prior periods	-	-
Total	151,660,505.34	(61,719,951.62)



4.10 Investment properties

The Financial Institution does not have any investment properties.

Particulars	Current Year	Previous Year
Investment properties measured at fair value		
Balance as on Shrawan 1, 2078	-	-
Addition/disposal during the year	-	-
Net changes in fair value during the year	-	-
Adjustment/transfer	-	-
Net Amount	-	-
Investment properties measured at cost		
Balance as on Shrawan 1, 2078	-	-
Addition/disposal during the year	-	-
Adjustment/transfer	-	-
Accumulated depreciation	-	-
Accumulated impairment loss	-	-
Net Amount	-	-
Total	-	-



4.11 Property and Equipment

Particulars	Land	Building	Leased Properties	Computer & Accessories	Vehicles	Furniture & Fixture	Machinery	Equipment & Others	Total Asar end 2079	Total as on Asar end 2078
Cost										
As on Shrawan 1 2077	40,981,331.00	87,490,726.33	-	97,727,418.81	29,217,255.99	39,229,938.57	-	47,211,104.60	341,857,775.30	321,789,074.51
Addition during the Year	-	-	-	-	-	-	-	-	-	-
Acquisition	-	-	-	2,853,295.00	-	747,764.00	-	2,626,049.32	6,227,108.32	28,664,149.80
Capitalization	-	-	-	-	-	-	-	-	-	-
Disposal during the year	-	-	-	53,805,663.14	19,259,756.00	10,818,070.44	-	6,618,030.44	2,994,081.00	1,261,314.66
Adjustment/Revaluation	-	-	-	-	-	-	-	-	-	-
Balance as on Asar End 2078	40,981,331.00	87,490,726.33	-	46,775,050.67	9,957,499.99	29,159,632.13	-	43,219,123.48	257,583,363.60	321,789,074.51
Addition during the Year	-	-	-	-	-	-	-	-	-	-
Acquisition	-	-	-	8,519,183.99	240,400.00	2,199,035.07	-	3,007,550.74	13,966,169.80	6,227,108.32
Capitalization	-	-	-	-	-	-	-	-	-	-
Disposal during the year	-	-	-	11,962,407.48	673,600.00	2,334,768.77	-	4,912,712.16	19,883,488.41	2,994,081.00
Adjustment/Revaluation	-	-	-	-	-	-	-	-	-	-
Balance as on Asar end 2079	40,981,331.00	87,490,726.33	-	43,331,827.18	9,524,299.99	29,023,898.43	-	41,313,962.06	251,666,044.99	257,583,363.60
Depreciation and Impairment										
As on Shrawan 1 2077	-	27,385,427.16	-	59,507,413.13	15,008,544.75	24,891,247.68	-	28,926,484.64	155,719,117.35	121,314,587.12
Depreciation charge for the Year	-	2,493,758.02	-	10,570,445.45	2,184,976.61	2,723,539.72	-	3,525,690.25	21,498,410.05	34,084,277.25
Impairment for the year	-	-	-	-	-	-	-	-	-	-
Disposals	-	-	-	42,036,839.07	13,293,850.52	8,681,882.16	-	5,591,510.54	69,604,082.29	944,563.78
Adjustment	-	-	-	-	-	-	-	-	-	-
As on Asar 2078	-	29,879,185.18	-	28,041,019.51	3,899,670.84	18,932,905.24	-	26,860,664.35	107,613,445.11	154,454,300.58
Impairment for the year	-	-	-	-	-	-	-	-	-	-
Depreciation charge for the Year	-	2,494,319.80	-	8,944,210.86	1,863,402.10	2,499,498.00	-	3,657,119.49	19,458,550.25	21,498,410.05
Disposals	-	-	-	11,328,552.28	639,920.00	2,289,807.78	-	3,880,928.39	18,139,208.45	69,604,082.29
Adjustment	-	-	-	-	-	-	-	-	-	-
As on Asar end 2079	-	32,373,504.98	-	25,656,678.09	5,123,152.94	19,142,595.46	-	26,636,855.45	108,932,786.91	107,613,445.11
Capital Work in Progress										
Capital Work in Progress	-	-	-	-	-	-	-	-	-	-
Net Book Value										
As on Asar End 2077	40,981,331.00	60,105,299.17	-	38,220,005.68	14,208,711.24	14,338,690.89	-	18,284,619.96	186,138,657.95	200,474,487.39
As on Asar End 2078	40,981,331.00	57,611,541.15	-	18,734,031.16	6,057,829.15	10,226,726.89	-	16,358,459.13	149,969,918.49	167,334,773.93
As on Asar End 2079	40,981,331.00	55,117,221.35	-	17,675,149.09	4,401,147.05	9,881,302.97	-	14,677,106.61	142,733,258.08	149,969,918.49



4.12 Goodwill and Intangible Assets

The Financial Institution does not have any goodwill and intangible assets.

Particulars	Software				Total Asar 2079	32nd Asar 2078
	Goodwill	Purchased	Developed	Other		
Cost						
As on Shrawn 1, 2077						
Addition during the Year						
Acquisition						
Capitalization						
Disposal during the year						
Adjustment/Revaluation						
Balance as on Asar End 2078	-	-	-	-	-	-
Addition during the Year						
Acquisition						
Capitalization						
Disposal during the year						
Adjustment/Revaluation						
Balance as on Asar End 2079	-	-	-	-	-	-
Amortization and Impairment						
As on Shrawn 1, 2077						
Amortization charge for the Year						
Impairment for the year						
Disposals						
Adjustment						
As on Asar End 2078	-	-	-	-	-	-
Impairment for the year						
Amortization charge for the Year						
Disposals						
Adjustment						
As on Asar End 2079	-	-	-	-	-	-
Capital Work in Progress						
Net Book Value						
As on Asar End 2077	-	-	-	-	-	-
As on Asar End 2078	-	-	-	-	-	-
As on Asar End 2079	-	-	-	-	-	-

4.13 Deferred Tax

Deferred tax is calculated on temporary differences between the book values of financial assets/liabilities and tax base of assets/liabilities using the tax rate of 30%.

Particulars	Current Year			
	Deferred Assets	Tax	Deferred Liabilities	Tax Deferred Assets/(Liabilities)
Deferred tax on temporary differences on following items				
Loan and Advance to B/FIs	-	-	-	-
Loans and advances to customers	-	-	-	-
Investment properties	-	-	-	-
Investment securities	-	-	-	-
Property & equipment	-	4,487,454.07	(4,487,454.07)	
Employees' defined benefit plan	175,871,951.40	-	175,871,951.40	
Actuary Gain	-	37,057,147.80	(37,057,147.80)	
Leave Provisions	28,892,182.80		28,892,182.80	
Other temporary differences				
Deferred tax on temporary differences	204,764,134.20	41,544,601.87	163,219,532.33	
Deferred tax on carry-forward of unused tax losses				
Deferred tax due to changes in tax rate				
Net Deferred tax asset/(liabilities) as on Asar end 2079	204,764,134.20	41,544,601.87	163,219,532.33	
Deferred tax (asset)/liabilities as on Shrawn 1, 2078				177,369,546.02
Origination/(Reversal) during the year				(14,150,013.69)
Deferred tax expense/(income) recognized in profit or loss				(22,907,134.11)
Deferred tax expense/(income) recognized in other comprehensive income				37,057,147.80
Deferred tax expense/(income) recognized in directly in equity				-



Particulars	Previous Year		
	Deferred Tax Assets	Deferred Tax Liabilities	Deferred Tax Assets / (Liabilities)
Deferred tax on temporary differences on following items			
Loan and Advance to B/FIs	-	-	-
Loans and advances to customers	-	-	-
Investment properties	-	-	-
Investment securities		1,272,882.12	(1,272,882.12)
Property & equipment		6,588,341.88	(6,588,341.88)
Employees' defined benefit plan	168,663,975.32	-	168,663,975.32
Actuary Gain		16,198,020.30	(16,198,020.30)
Leave Provisions	32,764,815.00		32,764,815.00
Provisions	-	-	-
Other temporary differences			-
Deferred tax on temporary differences	201,428,790.32	24,059,244.30	177,369,546.02
Deferred tax on carry forward of unused tax losses			-
Deferred tax due to changes in tax rate			-
Net Deferred tax asset/(liabilities) as on Asar end 2078	201,428,790.32	24,059,244.30	177,369,546.02
Deferred tax (asset)/liabilities as on Shrawan 1, 2077			63,972,402.26
Origination/(Reversal) during the year			113,397,143.76
Deferred tax expense/(income) recognized in profit or loss			(130,868,046.18)
Deferred tax expense/(income) recognized in other comprehensive income			17,470,902.42
Deferred tax expense/(income) recognized in directly in equity			-

4.14 Other Assets

Other assets include accounts receivable, prepayment and deposit, stationary stock, staff advance, client protection fund, remit in transit and inter-branch balances which are presented as follows:

Particulars	Current Year	Previous Year
Assets held for sale	-	-
Other non-banking assets	-	-
Bills receivable	-	-
Accounts receivable	20,341,255.46	5,995,562.22
Accrued income	-	-
Prepayments and deposit	25,485,693.98	6,683,639.11
Income tax deposit	-	-
Deferred employee expenditure	-	-
Other		
Stationary Stock	3,462,618.90	5,394,710.81
Staff Advance	174,640,392.67	142,801,423.21
Other	50,000,000.00	48,160,885.30
Total	273,929,961.01	209,036,220.65



4.15 Due to Bank and Financial Institutions

The Financial Institution does not have any dues to bank and financial institutions.

Particulars	Current Year	Previous Year
Borrowing from BFIs	-	-
Settlement and clearing accounts	-	-
Other	-	-
Total	-	-

4.16 Due to Nepal Rastra Bank

The Financial Institution does not have any dues to Nepal Rastra Bank.

Particulars	Current Year	Previous Year
Refinance from NRB	-	-
Standing Liquidity Facility	-	-
Lender of last resort facility from NRB	-	-
Securities sold under repurchase agreements	-	-
Other payable to NRB	-	-
Total	-	-

4.17 Derivative financial instruments

The Financial Institution does not have any derivative financial instruments.

Particulars	Current Year	Previous Year
<i>Held for trading</i>		
Interest rate swap	-	-
Currency swap	-	-
Forward exchange contract	-	-
Others	-	-
<i>Held for risk management</i>		
Interest rate swap	-	-
Currency swap	-	-
Forward exchange contract	-	-
Other	-	-
Total	-	-

4.18 Deposits from customers

The Financial Institution does not have any institutional deposit customers. Individual customers include saving deposits and term deposits which are presented as follows:

Particulars	Current Year	Previous Year
<i>Institutional customers:</i>		
Term deposits	-	-
Call deposits	-	-
Other	-	-
<i>Individual customers:</i>		
Term deposits	338,551,006.66	125,098,340.05
Saving deposits	17,844,278,514.89	15,694,102,728.67
Savings from Members	-	-
Other	-	-
Total	18,182,829,521.55	15,819,201,068.72



4.19 Borrowing

Borrowings from domestic banks and financial institutions as well as foreign borrowings are presented as follows:

Particulars	Current Year	Previous Year
<i>Domestic Borrowing</i>		
Nepal Government	-	-
Other licensed Institutions	6,221,145,023.88	6,265,841,023.49
Other	-	-
Sub total	6,221,145,023.88	6,265,841,023.49
<i>Foreign Borrowing</i>		
Foreign Bank and Financial Institutions	-	-
Multilateral Development Banks	-	-
Other Institutions	68,193,975.95	64,692,306.75
Sub total	68,193,975.95	64,692,306.75
Total	6,289,338,999.83	6,330,533,330.24

4.20 Provisions

Provisions for expenses made by the Financial Institution are presented as follows:

Particulars	Current Year	Previous Year
Provisions for redundancy	-	-
Provision for restructuring	-	-
Pending legal issues and tax litigation	-	-
Onerous contracts	-	-
Other	14,648,322.00	76,511.00
Total	14,648,322.00	76,511.00

4.20.1 Movement in Provisions

Particulars	Current Year	Previous Year
Balance at Shrawn 1, 2078	76,511.00	149,632.40
Provisions made during the year	-	-
Provisions used during the year	(14,571,811.00)	73,121.40
Provisions reversed during the year	-	-
Unwind of discount	-	-
Balance at Asar end 2079	14,648,322.00	76,511.00

4.21 Other liabilities

The details of other liabilities are presented as follows:

Particulars	Current Year	Previous Year
Liability for employees defined benefit obligations	(93,938,249.00)	40,520,329.90
Liability for long-service leave	96,307,276.00	109,216,050.00
Short-term employee benefits	20,691,989.12	25,082,519.12
Bills payable	-	-
Creditors and accruals	50,016,124.02	48,644,501.85
Interest payable on deposit	6,933,337.93	4,333,025.77
Interest payable on borrowing	15,089,368.74	2,661,696.61
Liabilities on deferred grant income	-	-
Unpaid Dividend	48,802,068.40	57,823,601.98
Liabilities under Finance Lease	-	-
Employee bonus payable	118,257,050.61	179,421,662.15
Other	244,446,449.52	9,481,401.51
Total	506,605,415.34	477,184,788.89



4.21.1 Defined benefit obligations

/Particulars	Current Year	Previous Year
The amounts recognized in the statement of financial position are as follows:		
Present value of funded obligations	586,239,838.00	616,851,113.00
Total present value of obligations	586,239,838.00	616,851,113.00
Fair value of plan assets	680,178,087.00	575,975,004.00
Present value of net obligations	93,938,249.00	40,876,109.00
Recognized liability for defined benefit obligations	93,938,249.00	40,876,109.00

4.21.2 Plan Assets

Plan assets comprise of the following:

Particulars	Current Year	Previous Year
Plan assets comprise		
Equity securities	-	-
Government bonds	-	-
Bank deposit	680,178,087.00	575,975,004.00
Other	-	-
Total	680,178,087.00	575,975,004.00

Actual return on plan assets

-

4.21.3 Movement in the present value of defined benefit obligations

Particulars	Current Year	Previous Year
Defined benefit obligations at Shrawan 1, 2078	616,851,113.00	597,391,510.00
Actuarial losses	(102,562,601.00)	(37,372,269.00)
Benefits paid by the plan	(6,802,951.00)	(18,980,998.00)
Current service costs and interest	78,754,277.00	75,812,870.00
Defined benefit obligations at Asar end 2079	586,239,838.00	616,851,113.00

4.21.4 Movement in the fair value of plan assets

Particulars	Current Year	Previous Year
Fair value of plan assets at Shrawan 1, 2078	575,975,004.00	543,861,120.00
Contributions paid into the plan	60,520,330.00	10,000,000.00
Benefits paid during the year	(6,802,951.00)	(18,980,998.00)
Actuarial (losses)/gains	20,961,225.00	16,621,132.00
Expected return on plan assets	29,524,479.00	24,473,750.00
Fair value of plan assets at Asar end 2079	680,178,087.00	575,975,004.00

4.21.5 Amount recognized in profit or loss

Particulars	Current Year	Previous Year
Current service costs	46,414,079.00	48,223,179.00
Interest on obligation	32,340,198.00	3,115,941.00
Expected return on plan assets	29,524,479.00	-
Total	49,229,798.00	51,339,120.00

4.21.6 Amount recognized in other comprehensive income

Particulars	Current Year	Previous Year
Actuarial (gain)/loss	(123,523,826.00)	(53,993,401.00)
Total	(123,523,826.00)	(53,993,401.00)



4.21.7 Actuarial assumptions

Particulars	Current Year	Previous Year
Discount rate	8.50%	5.13%
Expected return on plan asset	8.50%	5.13%
Future salary increases	4.00%	3.25%
Withdrawal rate	1.50%	2.85%

4.22 Debt securities issued

The Financial Institution has not issued any debt securities.

Particulars	Current Year	Previous Year
Debt securities issued designated as at fair value through profit or loss	-	-
Debt securities issued at amortized cost	-	-
Total		

4.23 Subordinated Liabilities

The Financial Institution does not have any subordinated liabilities.

Particulars	Current Year	Previous Year
Redeemable preference shares	-	-
Irredeemable cumulative preference shares (liability component)	-	-
Other	-	-
Total	-	-

4.24 Share capital

Details of equity shares is presented as follows:

Particulars	Current Year	Previous Year
Ordinary shares	2,195,025,000.00	1,695,000,000.00
Convertible preference shares (equity component only)	-	-
Irredeemable preference shares (equity component only)	-	-
Perpetual debt (equity component only)	-	-
Total	2,195,025,000.00	1,695,000,000.00

4.24.1 Ordinary Shares

Particulars	Current Year	Previous Year
Authorized Capital	3,000,000,000.00	2,500,000,000.00
30000000 Ordinary share of Rs. 100 each		
Issued capital	2,195,025,000.00	1,695,000,000.00
21950250 Ordinary share of Rs. 100 each		
Subscribed and paid-up capital	2,195,025,000.00	1,695,000,000.00
21950250 Ordinary share of Rs. 100 each		
Total	2,195,025,000.00	1,695,000,000.00



4.24.2 Ordinary Share Ownership

Particulars	Current Year		Previous Year	
	Percent	Amount	Percent	Amount
Domestic ownership (Promoter)	41.90%	919,738,874.00	41.88%	709,928,068.00
Nepal Government	-	-	-	-
A class licensed institutions	24.62%	540,464,744.00	24.62%	417,347,293.00
Other licensed institutions	0.02%	382,025.00	-	-
Other Institutions	10.00%	219,401,580.00	10.00%	169,422,069.00
Other	7.27%	159,490,525.00	7.27%	123,158,706.00
Domestic ownership (Public)	49.00%	1,075,562,251.00	49.02%	830,845,001.00
Nepal Government	-	-	-	-
A class Licensed Institutions	0.14%	2,991,084.00	4.11%	69,580,830.00
Other licensed Institutions	0.07%	1,566,102.00	0.15%	2,543,743.00
Other Institutions	14.70%	322,588,099.00	16.80%	284,676,401.00
Other	34.10%	748,416,966.00	27.97%	474,044,027.00
Foreign ownership (Promoter)	9.10%	199,723,875.00	9.10%	154,226,931.00
Foreign ownership (Public)	-	-	-	-
Total	100%	2,195,025,000.00	100.00%	1,695,000,000.00

Details of Shareholding holding more than 0.5%

Particulars	Current Year			Previous Year		
	% of Holding	No. of Shares	Amount	% of Holding	No. of Shares	Amount
Domestic ownership (Promoter)						
<u>A class licensed institution</u>						
Nabil Bank Limited	9.39%	2,061,843.86	206,184,386.24	9.39%	1,592,157.01	159,215,700.97
Everest Bank Limited	7.61%	1,671,400.33	167,140,032.75	7.61%	1,290,656.62	129,065,662.36
Himalayan Bank Limited	7.61%	1,671,399.89	167,139,988.57	7.61%	1,290,656.00	129,065,600.00
<u>Other Institutions</u>						
Nirdhan Sanstha	7.44%	1,632,266.81	163,226,681.17	7.44%	1,260,437.03	126,043,703.40
National Life Insurance Company Ltd.	2.00%	439,005.00	43,900,500.00	2.00%	339,000.00	33,900,000.00
<u>Other</u>						
Meena Pant	5.36%	1,175,752.34	117,575,233.69	5.36%	907,916.86	90,791,686.25
Janardan Dev Pant	0.64%	139,574.78	13,957,478.38	0.64%	107,779.40	10,777,940.03
Ganesh Bahadur Thapa	-	-	-	-	-	-
Domestic ownership (Public)						
<u>A class Licensed Institutions</u>						
Everest Bank Limited	-	-	-	3.27%	553,825.82	55,382,582.00
<u>Other Institutions</u>						
Prabhu Capital Limited	-	-	-	0.50%	85,432.83	8,543,283.00
Nirdhan Sanstha	12.97%	2,846,076.57	284,607,656.75	12.97%	2,197,741.52	219,774,152.32
<u>Other</u>						
Indira Kc	0.63%	138,935.57	13,893,557.11	0.63%	107,286.16	10,728,615.53
Top Bahadur Rayamajhy	0.73%	159,519.05	15,951,905.18	0.73%	123,180.74	12,318,073.50
Meena Pant	2.52%	554,127.48	55,412,747.62	2.52%	427,897.67	42,789,766.50
Keshari Chand Kucheria	0.51%	111,071.02	11,107,102.36	0.51%	85,768.13	8,576,813.02
Foreign ownership (Promoter)						
International Finance Corporation	7.54%	1,655,839.66	165,583,965.67	7.54%	1,278,640.66	127,864,066.15
Grameen Trust	1.56%	341,399.10	34,139,909.76	1.56%	263,628.44	26,362,843.50
Foreign ownership (Public)	-	-	-	-	-	-



4.25 Reserves

Following reserves are maintained by the Financial Institution.

Particulars	Current Year	Previous Year
Statutory general reserve	1,137,198,688.29	986,597,751.52
Capital reserve	5,045,295.72	9,574,334.95
Exchange equalization reserve	709,566.00	709,566.00
Investment adjustment reserve	1,510,000.00	1,510,000.00
Corporate social responsibility reserve	9,577,888.08	11,888,173.00
Client Protection Fund	170,392,734.06	190,959,551.39
Capital redemption reserve	-	-
Regulatory reserve	488,948,192.57	370,825,890.66
Asset revaluation reserve	-	-
Fair value reserve	-	2,970,058.28
Dividend equalization reserve	-	-
Actuarial Gain	86,466,678.20	-
Special reserve	-	-
Other reserve	-	-
Institutional Development Fund	152,246.62	152,246.62
Employee Training Fund	44,782,124.91	28,999,623.00
Total	1,944,783,414.45	1,604,187,195.42

Statutory General Reserve

General Reserve is maintained as per the regulatory requirements. This is regulatory requirement to set aside 20% of the net profit after tax as general reserve to build up the capital until the reserve fund balance is twice the paid-up share capital and thereafter minimum 10% of the net profit after tax. This is the restricted reserve and cannot be freely used.

Capital Reserve

Capital Reserve comprises value of fixed assets received in grant net of accumulated depreciation. Such reserve shall not be available for distribution of Dividend. No amount has been allocated by the Financial Institution during the year.

Exchange Equalization Reserve

Exchange equalization is maintained as per requirement of NRB Directive, which is 25% of foreign exchange revaluation gain on the translation to the reporting currency. This reserve is accumulation of such gains over the years.

Investment Adjustment Reserve

Investment Adjustment Reserve is maintained as per requirement of NRB, the amount equivalent to book value of investment in shares not listed in Recognized Stock Exchange within 2 years from the date of acquisition except for Investment made in Nepal Finsoft Company Ltd.

Corporate Social Responsibility Reserve

Corporate Social Responsibility Reserve is created as per NRB Directive, which is set aside of 1% of net profit. The balance in the reserve is the amount which is not exhausted in the current fiscal year to be utilized for corporate social responsibility objective in the coming years.



CPF Details

Particulars	Amount
1. Opening Balance	190,959,551.39
2. Interest Received from FD	4,275,958.00
3. Expenses during F.Y 2078/79	32,343,608.00
4. Allocation in F.Y 2078/79	7,500,833.15
As per NRB Directive (1%)	7,500,833.15
Additional 25%	-
5. Closing Balance (1+2-3+4)	170,392,734.54

CSR Details

Particulars	Amount
1. Opening Balance	11,888,173.00
2. Expenses during F.Y 2078/79	9,811,118.07
3. Allocation in F.Y 2078/79	7,500,833.15
4. Closing Balance (1-2+3)	9,577,888.08

Client Protection Fund

Client Protection Fund is created as per NRB Directive, which is set aside of 1% of net profit.

Regulatory Reserve

Regulatory Reserve is created due to changes in the NFRS Conversion and adoption with effect in the retained earnings of the Financial Institution. Regulatory Reserve includes Deferred Tax Reserve, Actuarial Gain /(losses), Accrued Interest Receivable, Interest Accrued on Housing loans and Others (Balances out of Restatement of Previous Year Figures). Housing loans provided to staffs tied up with insurance and bonus amount accrued to the entity has been booked in line with period of loan. Total amount accrued out of housing loan, being not distributable, has been maintained in regulatory reserve. The Details of Regulatory Reserve is presented under "Statement of Distributable Profit or Loss as per NRB Regulation".

Fair Value Reserve

The Fair Value Reserve is created against the valuation of the investment made as per the fair valuation of the investment made, quoted as available for sale investments. During the year no fair value reserve is maintained.

Other Reserves

Other Reserves includes reserve created for Employee Training Fund and Institutional Development Fund. Employee Training Fund is created as per the NRB Directive, the allocation is utilized in the current year and remaining balances is transferred to be utilized for training expenses in coming years. Due to Covid, no expenses incurred during the year. However, as per NRB Circular, it is not mandatory to expense for current year. Therefore, the Financial Institution has not transferred any amount to this reserve for current year.



Reconciliation of Regulatory Reserves as per "Procedure To Give Consent To Publish Financial Statements And To Approve Dividends For The Purpose Of Annual General Meeting Of Licensed Banks And Financial Institutions, 2079"

Financial Year	Interest Receivable	Short Loan Loss Provision	Short Provision for	Deferred Tax Assets	Goodwill	Gain on Bargain Purchase	Actuarial Gain/Loss Recognized	Other	Total
2074-75									-
Opening				27,418,761					27,418,761
Addition				20,353,726			(69,119,763)		(48,766,036)
Adjustment									-
Closing	-	-	-	47,772,487	-	-	(69,119,763)	-	(21,347,275)
2075-76									-
Opening	-	-	-	47,772,487	-	-	(69,119,763)	-	(21,347,275)
Addition				8,950,363			(30,581,709)		(21,631,345)
Adjustment									-
Closing	-	-	-	56,722,851	-	-	(99,701,471)	-	(42,978,620)
2076-77									-
Opening	-	-	-	56,722,851	-	-	(99,701,471)	-	(42,978,620)
Addition				7,249,551			(45,930,452)	48,009,213	9,328,312
Adjustment									-
Closing	-	-	-	63,972,402	-	-	(145,631,924)	48,009,213	(33,650,308)
2077-78									-
Opening	-	-	-	63,972,402	-	-	(145,631,924)	48,009,213	(33,650,308)
Addition	128,839,144			113,397,144			37,795,381	124,444,530	404,476,199
Adjustment									-
Closing	128,839,144	-	-	177,369,546	-	-	(107,836,543)	172,453,743	370,825,891
2078-79									-
Opening	128,839,144	-	-	177,369,546	-	-	(107,836,543)	172,453,743	370,825,891
Addition	30,183,231			(14,150,014)			86,466,678	15,622,407	118,122,302
Adjustment									-
Closing	159,022,375	-	-	163,219,532	-	-	(21,369,865)	188,076,150	488,948,193

4.26 Contingent liabilities and commitments

Contingent liabilities include Litigation in Large Tax Payers Office, the amount which is not acknowledged as liability by the Financial Institution.

Particulars	Current Year	Previous Year
Contingent liabilities	-	-
Undrawn and undisbursed facilities	-	-
Capital commitment	-	-
Lease Commitment	-	-
Litigation	4,998,540.00	4,998,540.00
Others	-	-
Total	4,998,540.00	4,998,540.00



4.26.1 Capital commitments

The Financial Institution does not have any Capital Commitments.

Particulars	Current Year	Previous Year
Capital expenditure approved by relevant authority of the institution but provision has not been made in financial statements.		
<i>Capital commitments in relation to Property and Equipment</i>		
Approved and contracted for	-	-
Approved but not contracted for	-	-
Sub Total	-	-
<i>Capital commitments in relation to Intangible assets</i>		
Approved and contracted for	-	-
Approved but not contracted for	-	-
Sub Total	-	-
Total	-	-

4.26.2 Lease commitments

Particulars	Current Year	Previous Year
<i>Operating lease commitments</i>		
Future minimum lease payments under non-cancellable operating lease, where the institution is lessee	-	-
Not later than 1 year	-	-
Later than 1 year but not later than 5 years	-	-
Later than 5 years	-	-
Sub Total	-	-
<i>Finance lease commitments</i>		
Future minimum lease payments under non-cancellable operating lease, where the institution is lessee	-	-
Not later than 1 year	-	-
Later than 1 year but not later than 5 years	-	-
Later than 5 years	-	-
Sub Total	-	-
Grand Total	-	-

4.26.3 Litigation

The Financial Institution has currently Contingent Liability of Rs. 49,98,540 related to Income Tax in Large Tax Payers Office.

4.27 Interest Income

Interest Income includes interest income on loans and advances to customers and staffs, investment securities except on those investment securities measured at fair value through profit or loss, cash and cash equivalent, placement with banks and financial institutions and interest income on gratuity fund.

Particulars	Current Year	Previous Year
Cash and cash equivalent	35,107,863.49	342,736.00
Due from Nepal Rastra Bank	-	-
Placement with bank and financial institutions	-	54,402,104.45
Loans and advances to financial institutions	-	-
Loans and advances to customers	3,865,696,652.82	3,607,866,054.29
Investment securities	14,285,754.23	11,840,000.06
Loans and advances to staff	28,504,079.86	29,855,952.19
Other	-	39,453,274.18
Total interest income	3,943,594,350.40	3,743,760,121.17



4.28 Interest Expense

Interest Expenses include interest on deposits collected and interest on borrowings.

Particulars	Current Year	Previous Year
Due to bank and financial institutions	-	-
Due to Nepal Rastra Bank	-	-
Deposits from customers	1,247,642,009.53	1,071,985,626.82
Borrowing	579,682,295.28	294,704,516.04
Debt securities issued	-	-
Subordinated liabilities	-	-
Other	-	-
Total interest expense	1,827,324,304.81	1,366,690,142.86

4.29 Fees and Commission Income

Fees and commission incomes is generally recognized when the services has been provided. Service fees on loans is recognized as fees and commission income by the Financial Institution and the same is recognized upfront and is not deferred with the tenure of loan.

Particulars	Current Year	Previous Year
Loan administration fees	-	-
Service fees	217,237,317.67	453,876,272.01
Commitment Fees	-	-
Card Issuance Fees	-	-
Prepayment and swap fees	-	-
Remittance fees	48,610,199.21	33,055,128.82
Brokerage Fees	-	-
Other fees and commission income	16,873,996.43	5,717,609.75
Total Fees and Commission Income	282,721,513.31	492,649,010.58

4.30 Fees and Commission Expense

Fees and Commission Expenses include remittance fees and commission.

Particulars	Current Year	Previous Year
Brokerage	-	-
ATM management fees	-	-
Visa Master card Fees	-	-
Guarantee Commission Fees	-	-
DD/TT/Swift Fees	-	-
Remittance fees and commission	1,863,753.65	9,026,328.23
Other fees and commission expense	-	-
Total Fees and Commission Expense	1,863,753.65	9,026,328.23

4.31 Net Trading Income

Particulars	Current Year	Previous Year
Changes in fair value of trading assets	-	-
Gain/loss on disposal of trading assets	-	-
Interest income on trading assets	-	-
Dividend income on trading assets	-	-
Gain/loss foreign exchange transaction	-	-
Other	-	-
Net trading income	-	-



4.32 Other Operating Income

Other Operating Income include loss on sale of Property and Equipment.

Particulars	Current Year	Previous Year
Foreign exchange revaluation gain	-	-
Gain/(loss) on sale of investment securities	(2,266,041.87)	-
Fair value gain/loss on investment properties	-	-
Dividend on equity instruments	3,018,036.23	-
Gain/(loss) on sale of property and equipment	(598,713.37)	(142,033.80)
Gain/(loss) on sale of investment property	-	-
Operating lease income	-	-
Gain/loss on sale of gold and silver	-	-
Other- Grant Income	-	-
Total	153,280.99	(142,033.80)

4.33 Impairment charge/(reversal) for loan and other losses

Loans and advances are assessed individually and collectively as per incurred loss model which is compared with the loan loss provision prescribed by NRB Directive. Higher of loss as per incurred loss model and NRB directive is considered for impairment. Accrued Interest Receivable on loans and Loans provided to employees have been considered under Loans and Advances measured at Amortized Cost.

Particulars	Current Year	Previous Year
Impairment charge/(reversal) on loan and advances to B/FIs	-	-
Impairment charge/(reversal) on loan and advances to customer	246,297,360.32	163,673,100.20
Impairment charge/(reversal) on financial Investment	-	-
Impairment charge/(reversal) on placement with banks and financial institutions	-	-
Impairment charge/(reversal) on property and equipment	-	-
Impairment charge/(reversal) on goodwill and intangible assets	-	-
Impairment charge/(reversal) on investment properties	-	-
Total	246,297,360.32	163,673,100.20

4.34 Personnel Expense

Expenses related to employees of the Financial Institution are included under this head. Gratuity expense of previous year restated to match with expense of actuary report.

Particulars	Current Year	Previous Year
Salary	446,050,774.83	389,631,464.32
Allowances	248,298,612.40	200,419,686.00
Gratuity expense	49,229,798.00	51,339,120.00
Provident fund	32,543,928.50	29,363,819.50
Uniform	6,891,500.00	6,840,750.00
Training & development expense	7,800,739.09	2,861,316.33
Leave encashment	15,006,869.00	61,906,131.00
Medical	-	-
Insurance	22,585,021.56	20,605,753.47
Employees incentive	-	-
Cash-settled share-based payments	-	-
Pension expense	-	-
Finance expense under NFRSs	-	-
Other expenses related to staff	-	-
Sub Total	828,407,243.38	762,968,040.62
Employees bonus	118,257,050.61	179,421,662.15
Grand total	946,664,293.99	942,389,702.77



4.35 Other operating expense

Operating Expense other than those relating to personnel expenses are recognized and presented in this head.

Particulars	Current Year	Previous Year
Directors' fee	491,500.00	547,000.00
Directors' expense	377,022.02	205,991.50
Auditors' remuneration	500,000.00	500,000.00
Other audit related expense	-	-
Professional and legal expense	1,702,931.55	1,349,285.33
Office administration expense	67,749,728.04	78,380,440.55
Operating lease expense	42,153,125.83	39,483,529.50
Operating expense of investment properties	-	-
Corporate social responsibility expense	9,811,118.07	2,563,162.00
Client Protection expenses	-	-
Onerous lease provisions	-	-
Other	-	-
Total	122,785,425.51	123,029,408.88

4.35.1 Office Administration Expense

Particulars	Current Year	Previous Year
Water and electricity	4,400,969.56	4,130,037.96
Repair and maintenance		
(a) Building	-	-
(b) Vehicle	541,870.59	363,626.49
(c) Computer and accessories	355,094.00	355,718.40
(d) Office equipment and furniture	-	-
(e) Other	1,393,371.04	1,143,950.58
Insurance	5,088,304.83	4,416,888.93
Postage, telex, telephone, fax	9,996,383.80	11,143,636.37
Printing and stationery	10,408,196.78	8,787,250.35
Newspaper, books and journals	478,060.00	432,122.00
Advertisement	235,197.25	175,876.35
Donation	-	-
Security expense	596,640.00	596,640.00
Deposit and loan guarantee premium	-	-
Travel allowance and expense	20,745,281.75	14,117,453.98
Entertainment	4,552,170.50	4,456,512.50
Annual/special general meeting expense	52,173.00	45,445.00
Other	8,906,014.94	28,215,281.64
Total	67,749,728.04	78,380,440.55

4.36 Depreciation & Amortization

Depreciation is the systematic allocation of the depreciable amount of an asset over its useful life. Depreciation includes depreciation on property and equipment.

Particulars	Current Year	Previous Year
Depreciation on property and equipment	15,558,782.30	16,374,838.24
Depreciation on investment property	-	-
Amortization of intangible assets	-	-
Total	15,558,782.30	16,374,838.24



4.37 Non-Operating Income

Incomes that have no direct relationship with the operation of transactions are presented under this head.

Particulars	Current Year	Previous Year
Recovery of loan written off	484,472.41	580,076.53
Other income	-	-
Total	484,472.41	580,076.53

4.38 Non-Operating Expense

Expenses that have no direct relationship with the operation of transactions are presented under this head.

Particulars	Current Year	Previous Year
Loan written off	2,146,241.00	868,694.00
Redundancy provision	-	-
Expense of restructuring	-	-
Other expense	-	-
Total	2,146,241.00	868,694.00

4.39 Income Tax Expense

The Financial Institution has calculated current tax on the basis of self-assessment as per Income Tax Act, 2058.

Particulars	Current Year	Previous Year
Current tax expense	337,137,274.57	556,845,705.21
Current year	329,787,436.78	529,299,812.21
Adjustments for prior years	7,349,837.79	27,545,893.00
Deferred tax expense	(22,907,134.11)	(130,868,046.18)
Origination and reversal of temporary differences	(22,907,134.11)	(130,868,046.18)
Changes in tax rate	-	-
Recognition of previously unrecognized tax losses	-	-
Total income tax expense	314,230,140.46	425,977,659.03

4.39.1 Reconciliation of tax expense and accounting profit

Particulars	Current Year	Previous Year
Profit before tax	1,064,313,455.52	1,614,794,959.31
Tax amount at tax rate of 30 %	319,294,036.66	484,438,487.79
Add: Tax effect of expenses that are not deductible for tax purpose	98,790,121.85	44,861,324.41
Less: Tax effect on exempt income	(88,296,721.73)	-
Add: Tax effect on other items	(15,557,296.32)	27,545,893.00
Total income tax expense	314,230,140.46	425,977,659.03
Effective Tax Rate	30%	30%



Nirdhan Utthan Laghubitta Bittiya Sanstha Limited

Statement of Distributable Profit or Loss

For the year ended 32 Asar 2079

Particulars	Current Year
Net profit or (loss) as per statement of profit or loss	750,083,315.06
Appropriations:	
a. General reserve	150,016,663.01
b. Foreign exchange fluctuation fund	-
c. Capital redemption reserve	-
d. Corporate social responsibility fund	7,500,833.15
e. Employees' training fund	15,782,501.91
f. Client Protection Fund	7,500,833.15
g. Other	-
-Transfer from CSR	(9,811,118.07)
-Share related expenses	1,821,554.50
-Transfer from Fair Value Reserve	(2,337,095.04)
Profit or (loss) before regulatory adjustment	579,609,142.45
Regulatory adjustment:	
a. Interest receivable (-)/previous accrued interest received (+)	30,183,230.70
b. Short loan loss provision in accounts (-)/reversal (+)	-
c. Short provision for possible losses on investment (-)/reversal (+)	-
d. Short loan loss provision on Non-Banking Assets (-)/reversal (+)	-
e. Deferred tax assets recognized (-)/ reversal (+)	(14,150,013.69)
f. Goodwill recognized (-)/ impairment of Goodwill (+)	-
g. Bargain purchase gain recognized (-)/reversal (+)	-
h. Actuarial loss recognized (-)/reversal (+)	86,466,678.20
i. Other (+/-)	15,622,406.70
-Housing Loan Bonus Accrued but not received	
Regulatory Reserve for the year	118,122,301.91
Remained Retained Earning for Previous year	25,816,702.19
Distributable profit or (loss)	487,303,542.73

5. Disclosures & Additional Information

5.1 Risk Management & Risk Management Framework

Risk is inherent in the Financial Institution's activities but is managed through a process of ongoing identification, measurement and monitoring, subject to risk limits and other controls. This process of risk management is critical to the Financial Institution's continuing profitability and each individual within the Financial Institution is accountable for the risk exposures relating to his or her responsibilities. The Bank is mainly exposed to;

1. Liquidity Risk
2. Interest Rate Risk
3. Credit Risk
4. Operational Risk

The Board of Directors has overall responsibility for the establishment and oversight of the Financial Institution's risk management framework. Risk Committee is responsible for overall risk management of the Financial Institution which includes managing, assessing, identifying, monitoring and reducing pertinent macro and micro-economic level business risks that could interfere with Financial Institution's objective and goals and whether the Financial Institution's is in substantial compliance with its internal operating policies and other applicable regulations and procedures, external, legal, regulatory or contractual requirements on a continuous basis. Further, Risk Committee ensures integration of all major risk in capital assessment process. Risk management policies and systems are reviewed annually to reflect changes



in market conditions, products and services offered. The Financial Institution, through its training and management standards and procedures, continuously updates and maintains a disciplined and constructive control environment, in which all employees are assigned and made to understand their respective roles and responsibilities.

Liquidity Risk

Liquidity risk is the risk that the Financial Institution will encounter difficulties in meeting its financial commitments that are settled by delivering cash or another financial asset. Hence the Financial Institution may be unable to meet its payment obligations when they fall due under both normal and stress circumstances. To limit this risk, management has arranged diversified funding sources in addition to its core deposit base, and adopted a policy of continuously managing assets with liquidity in mind and of monitoring future cash flows and liquidity on a daily basis. The Financial Institution has formulated separate liquidity risk management policy and developed internal control processes and contingency plans for managing liquidity risk. This incorporates an assessment of expected cash flows and the availability of high-grade collateral which could be used to secure additional funding if required.

The Financial Institution maintains a portfolio of highly marketable and diverse assets assumed to be easily liquidated in the event of an unforeseen interruption of expected cash flow. The Financial Institution also has committed lines of credit that could be utilized to meet liquidity needs. Further, the Financial Institution maintains a statutory deposit with the Nepal Rastra Bank equal to approx. 2.16% of customer local deposits. In accordance with the Financial Institution's policy, the liquidity position is assessed and managed under a variety of scenarios, giving due consideration to stress factors relating to both the market in general and specific to the Financial Institution. The most important of these is to maintain the required ratio of liquid assets to liabilities, to meet the regulatory requirement. Liquid assets consist of cash, short-term bank deposits and liquid debt securities available for immediate sale.

Interest Rate Risk

Interest Rate Risk includes risk arising due to adverse movements in the interest rates and equity price. Our exposure to interest rate risk arises predominantly from customer driven transactions. The Financial Institution focuses on risk management in compliance with Risk Management Guidelines prescribed by NRB, also by addressing interest rate risk in regular interval to strengthen the risk management. The interest rate risk is managed within the risk tolerances and market rate risk set by ALCO.

Sensitivity Analysis

Particulars	Name of Variables	Changes in Variables	Current Year		Previous Year	
			Financial effect on		Financial effect on	
			Profit before Tax	Equity	Profit before Tax	Equity
Increase in Variable	Cost of Funds	(+) 1%	(244,027,397.91)	-	(22,08,50,420)	-
Decrease in Variable	Cost of Funds	(-) 1%	244,027,397.91	-	22,08,50,420	-
Increase in Variable	Interest Rate	(+) 1%	Max Int rate Cap	-	Cap on Max. Int. Rate	-
Decrease in Variable	Interest Rate	(-) 1%	(276,908,270.00)	-	(24,07,75,629)	-
Increase in Variable	NAV of Fund	(+) Rs.1	-	-	-	6,95,564
Decrease in Variable	NAV of Fund	(-) Rs.1	-	-	-	(6,95,564)

Credit Risk

The risk of potential loss because of counterparty failure to meet its obligations to pay the credit obtained from Financial Institution as per the agreed terms is known as credit risk. A loan application form which has been used by Institution, includes all the relevant data and information required for assessment of borrowers' background, business and experience, financial statement of borrower, credibility, sector wise analysis etc.



Operational Risk

"Operational risk is the risk of losses arising from failed internal processes, systems failure, human error, fraud or external events. When controls fail to perform, operational risks can cause damage to reputation, have legal or regulatory implications, or lead to financial loss. Strategic and Reputational Risks are not covered in Operational Risk.

Effective operational risk management systems aims to minimizing losses and customer dissatisfaction due to failure in processes, focusing on flows in products and their design that can expose the Financial Institution to losses due to fraud, analyzing the impact of failures in technology / system, developing plans to meet external shocks that can adversely impact continuity in the Financial Institution's operations. The Financial Institution has introduced a "comprehensive operational risk monitoring and reporting framework" as well as "output checking" at all branches covering all transactions on daily basis to minimize operational risk."

One of the growing risks among others these days is Operations Risk that arises out of inefficient processes and people inside and outside the Financial Institution. Asset Liability Management Committee (ALCO) is the management committee where operating risk, market risk and other risks are discussed, in line with ALM Policy. Information and Technology Division in the Financial Institution reviews and checks the security aspects in line with IT Policy of the Financial Institution. Financial Institution has conducted an IS Audit of the Financial Institution's system and suggestions given by the audit with respect to safety and security standards are being put in place.

" Financial Institution has separate division to oversee operation risk including Compliance of KYC and AML. The division is headed by senior level staff with adequate access to the daily report, operational processes and right to recommend the changes in the system and procedures. All the activities are undertaken in line with the set criteria in the Standing Instruction Manual, policies and guidelines including Directives and circulars from central bank (the regulatory authority). Similarly daily functions at operations are independently reported through separate reporting line other than business generation and credit risk where independence of checking and control is complied with.

Fair Value of Financial Assets & Liabilities

Financial Instruments are recorded at fair value. The following is a description of how fair values are determined for financial instruments that are recorded at fair value using valuation techniques. These incorporate the Financial Institution's estimate of assumptions that a market participant would make when valuing the instruments.

For all financial instruments where fair values are determined by referring to externally quoted prices or observable pricing inputs to models, independent price determination or validation is obtained. In an inactive market, direct observation of a traded price may not be possible. In these circumstances, the Financial Institution uses alternative market information to validate the financial instrument's fair value, with greater weight given to information that is considered to be more relevant and reliable. Financials assets measured at fair value (either through PL or OCI), primarily consisting of quoted equities and Quoted Mutual Fund units, are valued using the quoted market price in active markets as at the reporting date. If unquoted, those are carried at cost.

Financial investments - Measured through OCI

Financials assets measured through OCI, primarily consist of quoted equities and Quoted Mutual Fund units ,are valued using the quoted market price in active markets as at the reporting date. For unquoted securities those are carried at cost.

5.2 Capital Management

Financial Institution shall disclose following information in regard of Capital Management:

i) Qualitative Disclosures

Nepal Rastra Bank has directed the Financial Institution to develop own internal policy, procedures and structures to manage all material risk inherent in business for assessing capital adequacy in relation to the risk profiles as well as strategies for maintaining capital levels. This includes basic requirements of having good governance, efficient process of managing all material risks and an effective regime for assessing and maintaining adequate capital. The Financial Institution has various BODs approved risk management policies for proper governance.



ii) Quantitative Disclosures

1. Capital Structure and Capital adequacy

• Tier 1 capital and breakdown of its components

Particulars	Amount (Rs.)
Paid-up Equity Share Capital	2,195,025,000
Proposed Bonus Equity Shares	-
Share Premium	510,111
Irredeemable Preference Share	-
Statutory General Reserve	1,137,198,688
Retained Earnings	487,303,543
Capital Redemption Reserve	-
Capital Adjustment Fund	-
Calls in Advance	-
Other Free Reserves	-
Deductions	171,624,532
a. Goodwill	-
b. Deferred Tax Assets	163,219,532
c. Investment on shares and securities in excess of limits	-
d. Investment to the company having financial interest	-
e. Fictitious assets	-
f. Investment on land and building for self-use not complying the Directives of NRB	8,405,000
g. Investment on land development and housing construction in excess of limits	-
h. Underwriting shares not sold within stipulated time	-
i. Credit and other facilities banned by the prevailing laws	-
Total Tier 1 Capital	3,648,412,810

• Tier 2 capital and breakdown of its components

Particulars	Amount (Rs.)
Provisions of loan loss made for pass loan	416,656,068
Additional loan loss provision	-
Hybrid capital instruments	-
Unsecured Subordinated Term Debt	-
Exchange Equalization Fund	709,566
Asset revaluation Fund (max. 2% of Supplementary capital is added automatically)	-
Investment adjustment Fund	1,510,000
Total Tier 2 Capital	418,875,634

• Detailed Information about Subordinated Term Debts

The Financial Institution does not have any subordinated term debts.

• Total qualifying capital

Total Tier 1 Capital	3,648,412,810
Total Tier 2 Capital	418,875,634
Total Qualifying Capital	4,067,288,444

• Capital Adequacy Ratio

Core Capital Ratio	12.23%
Capital Adequacy Ratio	13.63%



• Risk Weighted Exposures

Particulars	Weight (%)	Amount (Rs.)	RWA
A. On-Balance Sheet Items			
Cash Balance	0	33,252,131	-
NRB Balance	0	392,914,153	-
Investment to Govt. Bond	0	290,000,000	-
Accrued interests on Govt. bond	0	3,488,302	-
Balance on domestic banks and financial institutions	20	90,526,600	18,105,320
Money at call	20	756,815,692	151,363,138
Investment on shares/debentures/bonds	100	3,510,000	3,510,000
Loans & advances, bills purchase/discount	100	28,482,344,575	28,482,344,575
Fixed assets	100	142,733,258	142,733,258
Other assets (Except advance tax payment)	100	423,929,961	423,929,961
Total of On-Balance Sheet Items (A)		30,619,514,672	29,221,986,252
B. Off-Balance Sheet Items			
Off-Balance-sheet Items	100	4,998,540	4,998,540
Risk Weighted Exposure for Operational Risk	100	612,390,293	612,390,293
Total of Off-Balance Sheet Items (B)		617,388,833	617,388,833
Total Risk Weighted Exposure (A+B)		31,236,903,506	29,839,375,086

iii) Compliance with external requirement

"The Financial Institution has complied with externally imposed capital requirements to which it is subject and there are no such consequence where the institution has not complied with those requirement."

5.3 Classification of financial assets and financial liabilities

Financial instruments are measured on an ongoing basis either at fair value or at amortized cost. The summary of significant accounting policies describes how the classes of financial instruments are measured, and how income and expenses, including fair value gains and losses, are recognized. The following table analyses the carrying amounts of the financial instruments by category as defined in NAS 39.

Particulars	FVTPL	Amortized Cost	Measured at FVTOCI	Total
Financial Assets				
Cash and Cash Equivalents	-	1,030,594,423.59	-	1,030,594,423.59
Statutory Balances and Due from Nepal Rastra Bank	-	396,402,454.81	-	396,402,454.81
Placement with Bank & Financial Institutions	-	-	-	-
Derivative Financial Instruments	-	-	-	-
Loans and Advances to MFIs & Cooperatives	-	-	-	-
Loans and Advances to Customers	-	27,168,994,191.71	-	27,168,994,191.71
Financial Investments - Measured at Fair Value Through PL	-	-	-	-
Financial Investments - Measured at Fair Value Through OCI	-	-	-	-
Financial Investments - Measured at Amortized Cost	-	290,000,000.00	-	290,000,000.00
Other Financial Assets	-	-	-	-
Total Financial Assets	-	28,885,991,070.11	-	28,885,991,070.11
Financial Liabilities				
Due From Customers	-	18,182,829,521.55	-	18,182,829,521.55
Other Financial Liabilities	-	6,289,338,999.83	-	6,289,338,999.83
Other Liabilities	-	-	-	-
Total Financial Liabilities	-	24,472,168,521.38	-	24,472,168,521.38



5.4 Operating Segment Information

1. General Information

(a) Factors that management used to identify the entity's reportable segments

The Financial Institution's operation is provincially decentralized and duly managed. However strategic and financial policies are monitored and directed from the Head Office. The accounting policies adopted for segment reporting are in line with the accounting policies of the Company, NFRS 8 'Segment Reporting' and Unified Directives to Microfinance, 2078 as issued by NRB.

i) Revenue and Expenses have been identified to a segment based on relationship to operating activities of the segment. Revenue and Expenses which relates to the Institution as a whole and are not allocable to a segment on a reasonable basis have been disclosed as "Unallocated".

ii) Segment Assets and Segment Liabilities represent Assets and Liabilities in respective segments. Investments, tax-related assets, and other assets and liabilities that cannot be allocated to a segment on a reasonable basis have been disclosed as "Unallocated".

- iv) Operating segments that do not meet the quantitative threshold as defined in NFRS 8 have been aggregated under the Other Segments. Operating segments not meeting the quantitative threshold and still considered reportable by the management have been disclosed separately. Aggregation is consistent with the core principle of NFRS

(b) Description of the types of products and services from which each reportable segment derives its revenues

Each segment provides microfinance services such as Loans, Deposits, Micro-Insurance, and Remittance services to low-income families of Nepal. The above mentioned are the main source of revenue for each operating segment.

2. Information about profit or loss, assets, and liabilities

Particulars	Province 1	Madhesh	Bagmati	Gandaki	Lumbini	Karnali	Unallocated	Total
Revenues from external customers	421,193,091	1,533,004,994	558,974,276	194,425,672	1,187,710,318	271,911,014	1,566,887,808	5,734,107,173
Intersegment revenues								-
Net Revenue	421,193,091	1,533,004,994	558,974,276	194,425,672	1,187,710,318	271,911,014	1,566,887,808	5,734,107,173
Interest Revenue	376,243,862	1,242,049,314	493,733,468	162,758,097	972,917,986	240,885,459	455,006,166	3,943,594,350
Interest Expense	120,865,929	331,154,112	155,784,751	72,914,462	374,277,651	75,974,722	696,352,678	1,827,324,305
Net Interest Revenue	255,377,933	910,895,202	337,948,716	89,843,635	598,640,335	164,910,737	(241,346,512)	2,116,270,046
Depreciation and Amortization	881,543	2,630,152	1,322,884	685,997	2,426,459	753,212	6,858,535	15,558,782
Segment Profit / (Loss)	107,184,324	383,184,115	131,909,897	38,550,254	320,131,991	41,200,857	(272,078,121)	750,083,315
Other material non-cash items:								-
Loan Loss Provisions Expenses	(15,303,603)	(26,141,072)	(547,385)	898,210	2,289,887	10,406,786	274,694,537	246,297,360
Goodwill Amortization								-
Others Intangible Assets Amortization								-
Impairment of Assets								-
Segment Assets	1,757,156,571	4,812,354,525	2,271,584,056	1,069,624,916	5,473,319,450	1,118,465,510	13,118,539,299	29,621,044,327
Segment Liabilities	1,649,972,247	4,429,170,410	2,139,674,160	1,031,074,662	5,153,187,459	1,077,264,654	9,513,078,667	24,993,422,259



3. Measurement of operating segment profit or loss, assets and liabilities

(a) Basis of accounting for any transactions between reportable segments.

Interest earnings generated while conducting businesses under different segments are reported under the respective segment. Equity and Tax Expense are not allocated to the individual segments. For segmentation purpose, all business transactions of offices and business units located in a particular province are grouped together.

(b) Nature of any differences between the measurements of the reportable segments' profits or losses and the entity's profit or loss before income tax.

None

(c) Nature of any differences between the measurements of the reportable segments' assets and the entity's asset.

None

(d) Nature of any changes from prior periods in the measurement methods used to determine reported segment profit or loss and the effect, if any, and

None

(e) Nature and effect of any asymmetrical allocations to reportable segments.

None

4. Reconciliations of reportable segment revenues, profit or loss, assets and liabilities

a) Revenue

Total revenues from reportable segment	4,167,219,365
Other Revenues	1,566,887,808
Elimination of intersegment revenues	-
Entity's Revenue	5,734,107,173

b) Profit or Loss

Total profit or loss for reportable segments	1,022,161,436
Other profit or loss	-
Elimination of intersegment profits	-
Unallocated amounts	-272,078,121
Profit before income tax	750,083,315

c) Assets

Total assets for reportable segments	16,502,505,028
Other Assets	-
Unallocated amounts	13,118,539,299
Entity's assets	29,621,044,327

d) Liabilities

Total Liabilities for reportable segments	15,480,343,591
Other Liabilities	-
Unallocated Liabilities	9,513,078,667
Entity's liabilities	24,993,422,259



5. Information about product and services

Revenue from each type of product and services	
(a) Microfinance Related Services	5,734,107,173
(b) Others	-
Total	5,734,107,173

6. Information about geographical areas

Revenue from following geographical areas	
(A) Domestic	
(a) Province 1	421,193,091
(b) Madhesh	1,533,004,994
(c) Bagmati Province	558,974,276
(d) Gandaki Province	194,425,672
(e) Lumbini Province	1,187,710,318
(f) Karnali Province	271,911,014
(g) Sudur Paschim Province	381,772,217
(h) Others	1,185,115,591
(B) Foreign	-
Total	5,734,107,173

7. Information about major customers

Disclosure related to major customers is not applicable as no revenue from a single external customer amount to 10 percent or more of the entity's revenue.

5.5 Share options and share based payment

Not Applicable.

5.6 Contingent liabilities and commitment

The Standard defines a contingent liability as:

- A possible obligation that arises from past events and whose existence will be confirmed only by the occurrence or non-occurrence of one or more uncertain future events not wholly within the control of the entity; or
- A present obligation that arises from events but is not recognized because it is not probable that an outflow of resources embodying economic benefits will be required to settle the obligation; or
- The amount of the obligation cannot be measured with sufficient reliability. An entity should not recognize a contingent liability. An entity should disclose a contingent liability, unless the possibility of an outflow of resources embodying economic benefits is remote.

Details of contingent liability are as follows:

Particulars	Current Year	Previous Year
Contingent liabilities	-	-
Undrawn and undisbursed facilities	-	-
Capital commitment	-	-
Lease Commitment	-	-
Litigation	4,998,540.00	4,998,540.00
Others	-	-
Total	4,998,540.00	4,998,540.00



5.7 Related Party Disclosures

In the ordinary course of its business operation the Institution has conducted commercial transactions with parties who are defined as related parties in NAS 24 “Related Party Disclosures”. All those transactions were conducted on an arm’s length price basis.

5.7.1 Board Member Allowances and Facilities

The chairperson and other members of the Board are previously paid NPR 5000 and NPR 4500 respectively per meeting. From Ashad 10,2079 meeting fee per meeting has been revised from NPR 5000 to NPR 8000 and NPR 4500 to NPR 7000.

The Board of Directors (BOD) has been paid total meeting fees of NPR 3,52,000 during the reportable financial year. The BOD had held total of fourteen Board Meetings during the period.

The meeting fees paid to different Board Level Committees are as follows:

Board Level Committees	No. of Meetings	Meeting Allowances (NPR)
Audit Committee	8	58,500
Risk Management Committee	7	54,000
Human Resource Committee	2	9,000
AML Committee	4	18,000
Other Committee (Building Construction)		
Total	21	139,500

While conducting Board Meetings, the following Board Meeting Expenses has been incurred:

S. No	Particulars	Amount (NPR)
1	Communication Expenses	103,500
2	Bus & Air Fare Expenses	116,707
3	Tiffin & Miscellaneous Expenses	156,815
Total		377,022

5.7.2 Loans and Advances extended to Promoters

There are no such benefits extended to Promoters.

5.7.3 Disclosure of a classified list of all related parties

Followings have been identified as related parties for “Nirdhan Utthan Laghubitta Bittiya Sanstha Limited”, under NAS 24 “Related Party Disclosures”:

KMP	Position
Mr. Janardan Dev Pant	Chief Executive Officer
Mr. Raj Narayan Das	Assistant General Manager
Mr. Ram Bahadur Chaudhary	Company Secretary

Where the Key Management Personnel (KMP) are those persons having authority and responsibility for planning, directing and controlling the activities of the entity, directly or indirectly, including any director (whether executive or otherwise) of that entity. KMP includes Managing Director, Whole time Directors, Chief Finance Officer and Company Secretary. While identifying related party relationship attention is directed to the substance of the relationship and not merely the legal form.



5.7.4 Compensation details for Key Management Personnel (KMP)

Key Management Personnel includes members of the Executive Committee of the Institution.

Particulars	Amount
Short-term employee benefits	8,400,242.40
Post-employment benefits	11,782,836.25
Other long-term benefits	1,959,439.82
Termination benefits	-
Share-based payment	-
Total	22,142,518.47

The salary and benefits paid to Key Management Personnel other than directors are as follows:

Name	Position	Basic Salary	Provident Fund	Allowance	Bonus & welfare	Other Perquisites	Total Income
Mr. Janardan Dev Pant	C.E.O	2,088,000	208,800	1,692,000	1,135,640	231,205	5,355,645
Mr. Raj Narayan Das	A.G.M	1,058,712	105,871	841,016	539,952	170,777	2,716,328
Mr. Ram Bahadur Chaudhary	Company Secretary	925,632	92,563	794,968	454,370	190,698	2,458,231

Key Management Personnel are also provided with the following benefits:

- Benefits as per the Employee Terms of Service By-Laws,
- Bonus to the staff as per The Bonus Act,
- Vehicle Fuel Expenses as per Institution's Staff Vehicle Scheme.

Existing members of Executive Committee include:

Name	Positions Held As/In
Mr. Janardan Dev Pant	Chief Executive Officer; HR Committee; AML Committee
Mr. Raj Narayan Das	Assistant General Manager; HR Committee
Mr. Ram Bahadur Chaudhary	Company Secretary; HR Committee
Mr. Santosh Kumar Bhattarai	Audit Committee; Risk Committee
Mr. Top Bahadur Rayamajhi	AML Committee
Mr. Sundar Bastola	Audit Committee; Risk Committee
Mr. Lekhnath Neupane	Audit Committee
Mr. Narayan Prasad Neupane	Risk Committee
Mr. Narayan Bahadur Karki	HR Committee
Mr. Devendra Bahadur Raut	HR Committee
Mr. Mukesh Dahal	AML Committee

5.7.5 Transactions with Subsidiary and Associates Companies.

Significant influence is the power to participate in the financial and operating policy decisions of an entity, but is not control over those policies. As per NAS 28 "Investments in Associates & Joint Ventures", while computing significant influence potential voting power is taken into account. Existence of significant influence is evidenced by the existence of one or more of the following:

- Representation in the Board of Directors;
- Participation in the policy making process including dividend distribution and other appropriation of profit;
- Material transaction between the investor and the investee;
- Interchange of managerial personnel; and
- Provision for essential managerial transaction.

By virtue of representation in the Board of Directors of Nepal Finsoft Company Limited, the Institution has significant influence in the Board of Directors of the said entity. But no any financial transactions has been executed during the year.



Additional Disclosures:

Statement of Profit or Loss

Particulars	Transaction with Related Parties	
	2078-79	2077-78
Interest Income	-	-
Interest Expenses	234,911,094.61	112,508,772.06
Other Income	-	-
Other Expenses	-	-
Dividend Income(net)	-	-

Statement of Financial Position

Particulars	Transaction with Related Parties	
	2078-79	2077-78
Total Assets	2,500,675,000.00	2,612,225,000.00
Loans and Advances	2,500,675,000.00	2,612,225,000.00
Other Receivables	-	-
Total Liabilities	-	-
Customer Deposits	-	-
Other Payables	-	-

Commitments and Contingencies

Particulars	Transaction with Related Parties	
	2078-79	2077-78
Undrawn Credit Limits	-	-
Other Contingencies	-	-
Total	-	-

5.8 Merger and acquisition

The Financial Institution has not entered into any merger and acquisition activities in the reporting period and in the comparative previous period.

5.9 Additional disclosures of non-consolidated entities

The Financial Institution does not have any non-consolidated entities to report for the reporting period and in the comparative previous period.

5.10 Events after reporting date

Events after the reporting date are those events, favourable or unfavourable, that occur between the balance sheet date and the date when the financial statements are authorized for issue.

There are no material events that have occurred subsequent to the reporting date till the signing of this Financial Statement.

Proposed Dividend: The 295th meeting of the board of directors of the Financial Institution held on Jan 03, 2023 has recommended distribution of 20% out of which 1% cash dividend (for tax purpose only) and 19% stock dividend (bonus share) for the annual period ending 32 Asar, 2079 to be put up for approval at the upcoming shareholder's annual general meeting of the Financial Institution. The equivalent amount thus recommended for distribution would be that includes 21,950,250.00 cash pay-out (for tax purpose only) and 417,054,750 in bonus shares.



Nirdhan Utthan Laghubitta Bittiya Sanstha Limited

Comparison of Unaudited and Audited Financial Statements

As on 32 Asar 2079

Statement of Financial Position	As per unaudited Financial Statement	As per Audited Financial Statement	Variance		Reasons for Variance
Assets			In amount	In %	
Cash and cash equivalent	1,030,594,424	1,030,594,424	-	0.00%	
Statutory Balances and Due from Nepal Rastra Bank	396,402,455	396,402,455	-	0.00%	
Placement with Bank & Financial Institutions	-	-	-	-	
Derivative Financial Instruments	-	-	-	-	
Other Trading Assets	-	-	-	-	
Loans and Advances to MFIs & Cooperatives	-	-	-	-	
Loans and Advances to Customers	27,437,365,127	27,168,994,192	(268,370,936)	-0.98%	Includes Staff Loans & Advances and AIR on loan to customer, Loan loss provision is deducted from the loans & advances
Investment Securities	293,510,000	293,510,000	-	0.00%	
Current Tax Assets	40,136,210	151,660,505	111,524,295	277.86%	Advance Payment of Income Tax
Investment Property	-	-	-	-	
Property and Equipment	142,842,592	142,733,258	(109,333)	-0.08%	Audit Adjustment
Goodwill and Intangible assets	-	-	-	-	
Deferred Tax Assets	178,642,428	163,219,532	(15,422,896)	-8.63%	Audit Adjustment
Other Assets	261,995,106	273,929,961	11,934,855	4.56%	Audit Adjustment
Total Assets	29,781,488,342	29,621,044,327	(160,444,015)	-0.54%	
Due to Bank and Financial Institutions	-	-	-	-	
Due to Nepal Rastra Bank	-	-	-	-	
Derivative Financial Instrument	-	-	-	-	
Deposits from Customers	18,182,829,522	18,182,829,522	-	0.00%	
Borrowing	6,289,339,000	6,289,339,000	-	0.00%	
Current Tax Liabilities	-	-	-	-	
Provisions	-	14,648,322	14,648,322	100.00%	Audit Adjustment
Deferred Tax Liabilities	-	-	-	-	
Other Liabilities	484,399,396	506,605,415	22,206,019	4.58%	
Debt Securities Issued	-	-	-	-	
Subordinated Liabilities	-	-	-	-	
Total Liabilities	24,956,567,917	24,993,422,259	(127,077,714)	-0.51%	
Equity					
Share Capital	2,195,025,000	2,195,025,000	-	0.00%	
Share Premium	510,111	510,111	-	0.00%	
Retained Earnings	829,886,040	487,303,543	(342,582,497)	-41.28%	Audit Adjustment
Reserves	1,800,734,122	1,944,783,414	144,049,293	8.00%	
Total Liabilities and Equity	4,826,155,273	4,627,622,068	(198,533,205)	-4.11%	
Statement of Profit or Loss					
Interest Income	3,923,496,662	3,943,594,350	20,097,689	0.51%	Accrued interest recognised, Interest income from staff loan and Due to some adjustment made in interest income - bank
Interest Expense	1,826,089,551	1,827,324,305	1,234,754	0.07%	Audit Adjustment
Net Interest Income	2,097,407,111	2,116,270,046	18,862,935	0.90%	
Fee and Commission Income	509,265,399	282,721,513	(226,543,886)	-44.48%	Regrouping of Service charge
Fee and Commission Expense	1,863,754	1,863,754	-	0.00%	
Net Fee and Commission Income	507,401,630	280,857,760	(226,543,871)	-44.65%	
Net Interest, Fee and Commission Income	2,604,808,741	2,397,127,805	(207,680,936)	-7.97%	
Net Trading Income	-	-	-	-	
Other Operating Income	4,396,221	153,281	(4,242,940)	-96.51%	Audit Adjustment
Total Operating Income	2,609,204,963	2,397,281,086	(211,923,876)	-8.12%	
Impairment charge/(reversal) for loans and other losses	(92,301,189)	246,297,360	338,598,549	-366.84%	Loan Loss Provision Adjustment
Net Operating Income	2,701,506,152	2,150,983,726	(550,522,426)	-20.38%	
Operating Expense					
Personnel Expenses	1,091,240,161	946,664,294	(144,575,867)	-13.25%	Audit Adjustment
Other Operating Expenses	124,021,774	122,785,426	(1,236,348)	-1.00%	Audit Adjustment
Depreciation & Amortization	15,558,782	15,558,782	-	0.00%	
Operating Profit	1,470,685,434	1,065,975,224	(404,710,210)	-27.52%	
Non Operating Income	-	484,472	484,472	-	
Non Operating Expense	1,711,919	2,146,241	434,322	25.37%	Audit Adjustment
Profit before Income Tax	1,468,973,516	1,064,313,456	(404,660,060)	-27.55%	
Income Tax Expense	440,692,055	314,230,140	(126,461,915)	-28.70%	
Current Tax	440,692,055	337,137,275	(103,554,780)	-23.50%	Audit Adjustment
Deferred Tax	-	(22,907,134)	(22,907,134)	-	
Profit for the year	1,028,281,461	750,083,315	(278,198,146)	-27.05%	
Profit attributable to :					
Equity holders of the Financial Institution	1,028,281,461	750,083,315	(278,198,146)	-27.05%	
Profit for the year	1,028,281,461	750,083,315	(278,198,146)	-27.05%	



Nirdhan Utthan Laghubitta Bittiya Sanstha Limited
Principal Indicators

S.No.	Particulars	Indicators	2078-79	2077-78	2076-77	2075-76	2074-75	2073-74
1	Net Profit/Total Income	%	17.75	28.06	7.20	20.04	19.07	23.45
2	Per Share Earning (after income tax)	Rs.	34.17	70.14	15.12	47.57	45.26	57.14
3	Market Price Per Share	Rs.	1,099.00	1,600.00	1,015.00	841.00	1,024.00	1,963.00
4	Price/Earning Ratio	Times	32.16	22.81	67.12	17.68	22.62	34.35
5	Dividend on Share- Bonus Share	%	19.00	29.50	13.68	40.53	42.11	80.70
6	Cash Dividend	%	1.00	1.55	0.68	15.53	22.11	14.04
7	Interest Income on Loans & Advances/Total Loans & advances	%	13.96	14.98	16.43	17.49	17.42	18.92
8	Employee expenses/Total Operating Expenses	%	87.25	87.11	83.04	84.14	85.42	85.97
9	Interest expenses on Deposit & Borrowing	%	7.47	6.17	8.55	8.70	8.62	6.78
10	Exchange Income/Total Income	%	-	-	-	-	-	-
11	Staff Bonus/Total employee expenses	%	12.49	19.04	5.38	14.92	12.32	11.96
12	Net Profit/Loans & Advances	%	2.71	4.94	1.29	4.07	3.91	5.07
13	Net Profit/Total Assets	%	2.53	4.48	1.12	3.56	3.26	4.21
14	Total Loans & Advances/Total Deposits	%	152.29	152.20	151.04	177.75	180.30	197.88
15	Total Operating expenses/Total Assets	%	3.66	4.08	4.18	4.58	4.52	5.90
16	Capital Adequacy Ratio:							
	a) Core Capital	%	12.23	11.36	10.61	10.20	10.15	10.73
	b) Supplementary Capital		1.40	1.26	1.26	0.94	2.00	1.80
	c) Total Capital Fund	%	13.63	12.62	11.87	11.14	12.15	12.53
17	Cash Reserve Ratio (CRR)	%	2.16	2.24	2.40	2.71	2.29	2.34
18	Non Performing Loans/Total Loans & Advances	%	5.30	4.11	1.83	1.17	0.92	0.31
19	Weighted Average Interest Rate Spread	%	6.49	8.81	7.88	8.79	8.80	12.13
20	Book Network	Rs.	4,627,622.07	3,851,807.42	2,656,556.04	2,457,011.99	1,723,732.73	1,478,088.03
21	Total Shares	Number	21,950,250.00	16,950,000.00	16,950,000.00	15,000,000.00	12,000,000.00	10,000,000.00
22	Total Employee	Number	1,190.00	1,143.00	1,182.00	1,102.00	717.00	802.00



Number of Active Clients



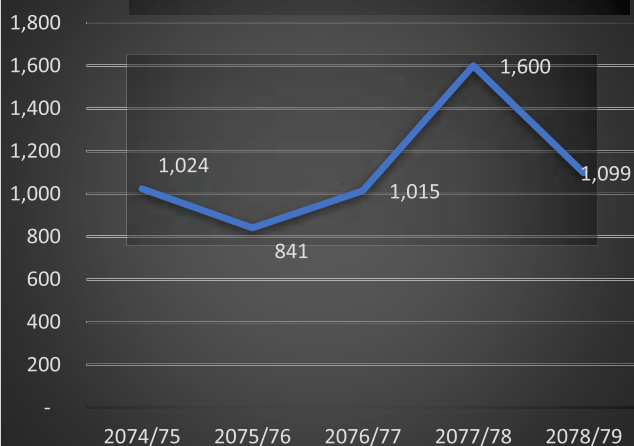
Number of Centers



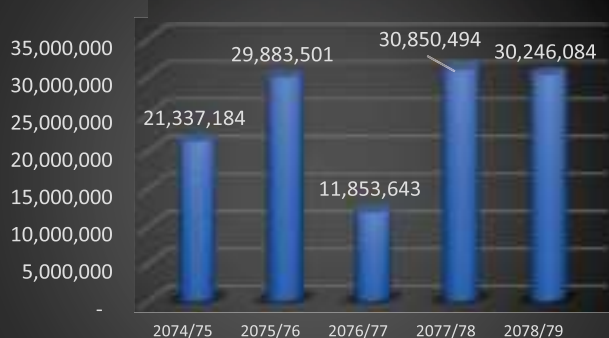
Number of Loan Clients



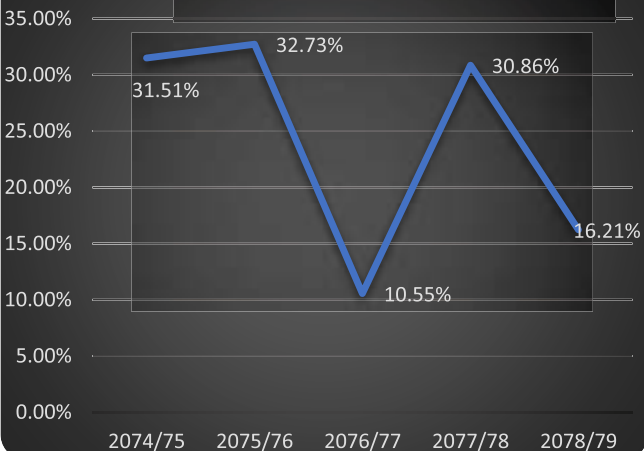
Closing Price in Nepse (In NRS)



Loan Disbursed ('000)



Return on Equity (In %)

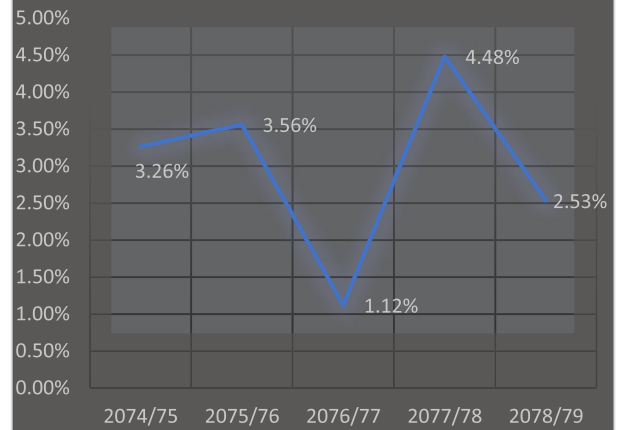




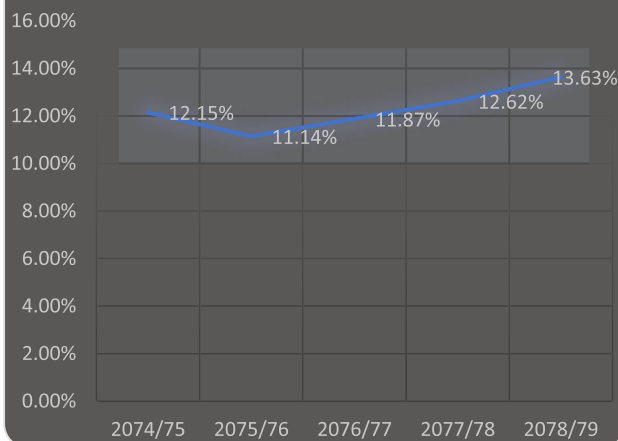
Total Assets (NRS. In Billion)



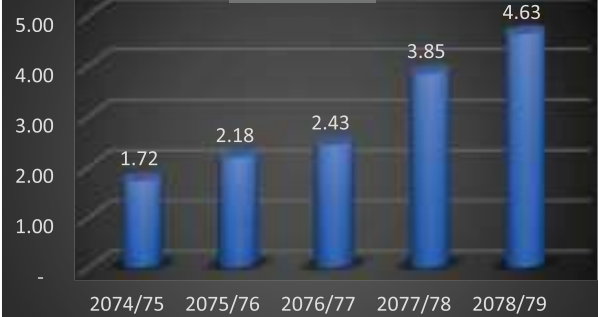
Average Return on Assets (In %)



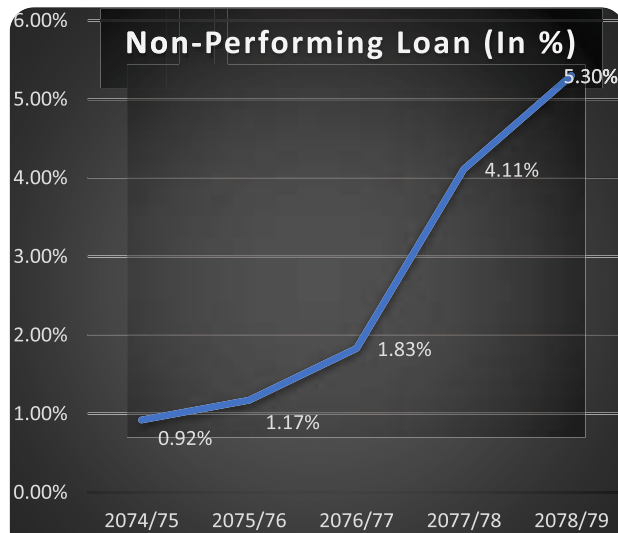
Capital Adequacy Ratio (In %)



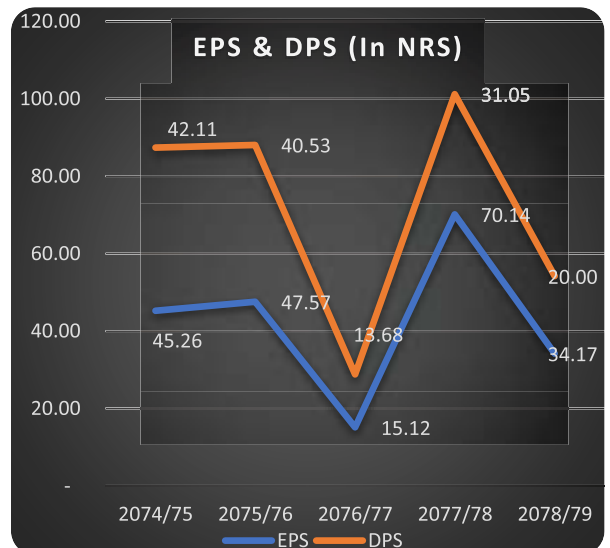
Shareholders Fund (NRS. In Billion)



Non-Performing Loan (In %)

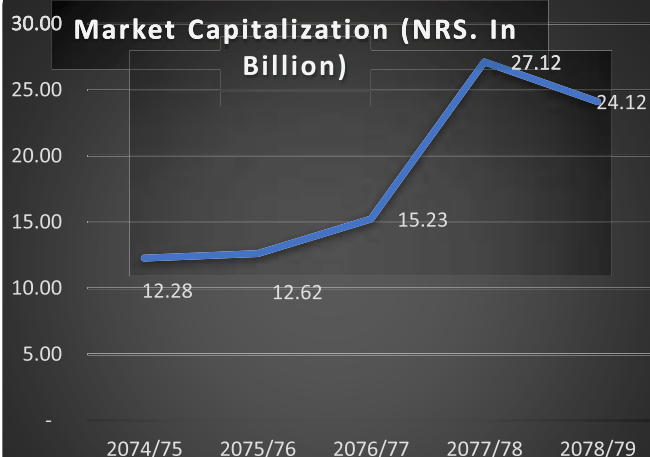


EPS & DPS (In NRS)

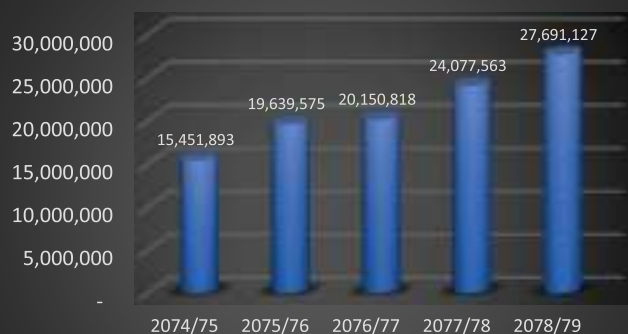




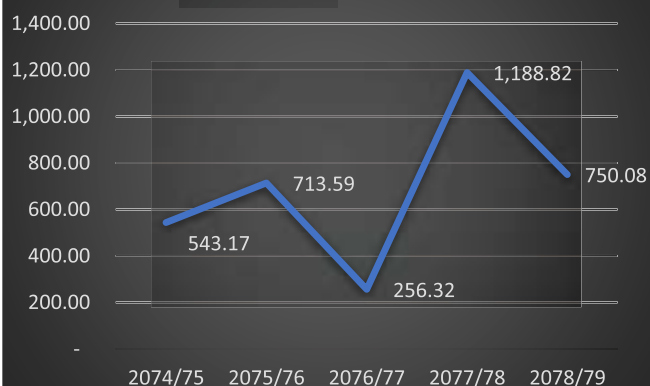
Savings & Deposits ('000)



Loan Outstanding ('000)



Net Profit After Tax (NRS. In Million)





(संचालक समितिको बैठक नं. २९६ को निर्णय नं. ४ सँग सम्बन्धित)

क. प्रबन्धपत्रमा प्रस्तावित संशोधन सम्बन्धी तीन महले विवरण

साविकको व्यवस्था	संशोधित व्यवस्था	संशोधन गर्नुपर्ने कारण
<p>दफा ५. कम्पनीको पुँजीको संरचना: कम्पनीको पुँजीको संरचना देहाय बमोजिम हुनेछ:</p> <p>(क) कम्पनीको अधिकृत पुँजी रु.३,००,००,०००/- (अक्षरेपी अर्ब रुपैया मात्र) हुनेछ । उक्त पुँजीलाई रु.१००/- का दरले तीन करोड थान साधारण शेयरमा विभाजित गरिएकोछ ।</p> <p>(ख) कम्पनीको तत्काल जारी पुँजी रु.२,९९,५०,२५,०००/- (अक्षरेपी दुई अर्ब उन्नाइस करोड पचास लाख पच्चीस हजार रुपैया मात्र) हुनेछ ।</p> <p>(ग) कम्पनीको हालको चक्ता पुँजी रु.२,९९,५०,२५,०००/- (अक्षरेपी दुई अर्ब उन्नाइस करोड पचास लाख पच्चीस हजार रुपैया मात्र) रहेको छ ।</p>	<p>दफा ५. कम्पनीको पुँजीको संरचना: कम्पनीको पुँजीको संरचना देहाय बमोजिम हुनेछ:</p> <p>(क) कम्पनीको अधिकृत पुँजी रु.४,००,००,००,०००/- (अक्षरेपी चार अर्ब रुपैया मात्र) हुनेछ । उक्त पुँजीलाई रु.१००/- का दरले चार करोड थान साधारण शेयरमा विभाजित गरिएकोछ ।</p> <p>(ख) कम्पनीको तत्काल जारी पुँजी रु.२,६९,२,०७९,७५०/- (अक्षरेपी दुई अर्ब एकसठ्ठी करोड विस लाख उनसी हजार सात सय पचास रुपैया मात्र) हुनेछ ।</p> <p>(ग) कम्पनीको हालको चक्ता पुँजी रु.२,६९,२,०७९,७५०/- (अक्षरेपी दुई अर्ब एकसठ्ठी करोड विस लाख उनसी हजार सात सय पचास रुपैया मात्र) रहेको छ ।</p>	<p>संस्थाले बोनस शेयर जारी गरे पश्चात पुँजी वृद्धि भएकोले संशोधन गरिएको ।</p>



नेपाल राष्ट्र बैंक
लघुवित्त संस्था सुपरिवेक्षण विभाग



केन्द्रीय कार्यालय
बालुवाटार, काठमाडौं
फोन नं.: ४४१२८२३
फ्याक्स नं.: ४४१२२२४
Web site: www.nrb.org.np
Email: nrbmfsd@nrb.org.np
पोस्ट बक्स नं.: ७३

पत्र संख्या: ल.वि.स.सु.वि./गैर-स्थलगत/निर्धन/०७९/८०/१७५

मिति: २०७९/१०/१०

निर्धन उत्थान लघुवित्त वित्तीय संस्था लिमिटेड
नक्साल, काठमाडौं।

विषय: आर्थिक वर्ष २०७८/७९ को वार्षिक वित्तीय विवरणहरू प्रकाशन गर्ने सम्बन्धमा।

महाशय,

त्यस संस्थाले पेश गरेको आर्थिक वर्ष २०७८/७९ को लेखापरीक्षण भएको बासलात, नाफा नोक्सान हिसाब, सोर्सिंग सम्बन्धित अनुसूचीहरू, लेखापरीक्षकको प्रारम्भिक तथा अन्तिम लेखापरीक्षण प्रतिवेदन र सो उपर व्यवस्थापनको प्रतिक्रिया, लड्डफर्म अडिट रिपोर्ट लगायतका वित्तीय विवरणहरूको आधारमा गैर-स्थलगत सुपरिवेक्षण गर्दा देखिएका कैफियतहरूका सम्बन्धमा आयकर ऐन/नियमावली तथा अन्य प्रचलित कानूनी व्यवस्था समेतको पालना गर्ने गरी देहाय बमोजिमका निर्देशनहरू शेरधनीहरूको जानकारीका लागि वार्षिक प्रतिवेदनको छुट्टै पानामा प्रकाशित तथा कार्यान्वयन गर्ने गरी संस्थाले प्रस्ताव गरे अनुसार आर्थिक वर्ष २०७८/७९ सम्मको सन्वित मुनाफाबाट २०७९ असार मसान्तमा कायम कुल चुक्ता पुँजी रु. २,१९,५०,२५,०००/- को १९ प्रतिशत शेर लागोशाले हुन आउने रकम रु. ४१,७०,५४,७५०/- (अक्षरेपी एकचालीस करोड सत्तरी लाख चवन्न हजार सात सय पचास रुपैया मात्र) र १ प्रतिशत नगद लागोशाले हुन आउने रकम रु. २,१९,५०,२५,०००/- (अक्षरेपी दुई करोड उन्नाइस लाख पचास हजार दुई सय पचास रुपैया मात्र) गरी जम्मा २० प्रतिशतले हुने कुल लागोश रकम रु. ४३,९०,०५,०००/- (अक्षरेपी बीचालीस करोड नव्वे लाख पाँच हजार मात्र) साधारण सभाबाट स्वीकृत गरे पश्चात वितरण गर्न स्वीकृति तथा वार्षिक साधारण सभा प्रयोजनको लागि आर्थिक वर्ष २०७८/७९ को वित्तीय विवरण प्रकाशन गर्न सहमति प्रदान गरिएको व्यहोरा निर्णयानुसार अनुरोध गर्दछु।

- संस्थाको रेमिटान्स एजेन्टबाट रकम प्राप्त भए पश्चात् मात्र ग्राहकहरूलाई रकम भुक्तानी गर्नुहुन।
- यस बैंकबाट इजाजतपत्रप्राप्त "घ" वर्गका लघुवित्त वित्तीय संस्थाहरूलाई जारी गरिएको एकीकृत निर्देशन, २०७८ को निर्देशन नं. ८ को बुँदा नं. २ बमोजिम हुने गरी उक्त लगानी तीन महिनाभित्र विनिवेश गर्नुहुन।
- यस बैंकबाट इजाजतपत्रप्राप्त "घ" वर्गको वित्तीय संस्थाहरूलाई जारी भएको एकीकृत निर्देशन, २०७८ को निर्देशन नं. १९/०७८ को बुँदा नं. १०) मा भएको व्यवस्था बमोजिम मात्र सेवा शुल्क लिने गर्नुहुन।
- संस्थाको आन्तरिक र बाह्य लेखापरीक्षक तथा यस बैंकको स्थलगत निरीक्षण र गैर-स्थलगत सुपरिवेक्षण प्रतिवेदनले औल्याएका कैफियतहरू नदोहोरिने गरी सुधार गर्नुहुन।

बोधार्थ :

- नेपाल राष्ट्र बैंक, बैंक तथा वित्तीय संस्था निगमन विभाग।
- कार्यान्वयन इकाई, लघुवित्त संस्था सुपरिवेक्षण विभाग।

भवदीय,

नविन तिमिल्सिना
उप-निर्देशक



वार्षिक वित्तीय विवरण प्रकाशन गर्न स्वीकृति प्राप्त पत्रको प्रत्युत्तर

वित्तीय संस्थाको आ.व. २०७८/७९ को वार्षिक वित्तीय विवरण प्रकाशन तथा बोनस शेयर र नगद लाभांश घोषणा तथा वितरण गर्न नेपाल राष्ट्र बैंक केन्द्रीय कार्यालय लघुवित्त संस्था सुपरिवेक्षण विभागको मिति २०७९/१०/१० को पत्र संख्या: ल.वि.स.सु.वि./गैर-स्थलगत/निर्धन/०७९/८०/१७५ को पत्र मार्फत स्वीकृति दिने सन्दर्भमा जारी निर्देशनहरुको बारेमा वित्तीय संस्थाको संचालक समितिको मिति २०७९/१०/१७ को २९६ औं बैठकबाट पारित प्रत्युत्तर ।

तपसिल:

- (क) व्यहोरा अवगत भयो । निर्देशन बमोजिम गरिनेछ ।
- (ख) व्यहोरा अवगत भयो । निर्देशन बमोजिम गरिनेछ ।
- (ग) व्यहोरा अवगत भयो । निर्देशन बमोजिम गरिनेछ ।
- (घ) व्यहोरा अवगत भयो । निर्देशन बमोजिम गरिनेछ ।

अन्त्यमा, यस संस्थाको आर्थिक वर्ष २०७८/७९ को लेखापरीक्षण भएको वासलात, नाफा नोक्सान हिसाब, सोसँग सम्बन्धित अनुसूचीहरु, लेखापरीक्षकको प्रतिवेदन, लडफर्म अडिट रिपोर्ट समेतको आधारमा गैर-स्थलगत सुपरिवेक्षण गरी मार्ग निर्देशन गरेकोमा नेपाल राष्ट्र बैंक प्रति धन्यवाद ज्ञापन गर्दछौं ।



व्यवस्थापन टोली तथा कार्यालय विवरण:

(क) केन्द्रीय कार्यालय: काठमाडौं

कार्यकारी स्तरमा

क्र.सं.	नाम	पद	सम्पर्क फोन
१	श्री जनार्दन देव पन्त	प्रमुख कार्यकारी अधिकृत	०१-४५१३८४०, ०१-४५१३७९४
२	श्री राम बहादुर चौधरी	सहायक महाप्रबन्धक/कम्पनी सचिव	०१-४५१५२०१, ०१-४५१३८४०, ०१-४५१३७९४

विभागीय स्तरमा

विभाग	कर्मचारीको नाम	पद	सम्पर्क फोन
योजना, अनुगमन तथा अनुसन्धान विभाग	श्री मुकेश दहाल	मुख्य व्यवस्थापक	०१-४५१३८४०, ४५१३७३७
मानव संसाधन व्यवस्थापन विभाग	श्री नारायण बहादुर कार्की	मुख्य व्यवस्थापक	०१-४५१३८४०, ४५१३७९४
	श्री शुवास चन्द्र देवकोटा	वरिष्ठ व्यवस्थापक	०१-४५१३८४०, ४५१३७९४
सामान्य सेवा विभाग	श्री नारायण प्रसाद पन्थी	वरिष्ठ व्यवस्थापक	०१-४५१३८४०, ४५१३७९४
आन्तरिक लेखापरीक्षण विभाग	श्री लेखनाथ न्यौपाने	वरिष्ठ व्यवस्थापक	०१-४५१३८४०, ४५१३७९४
	श्री लक्ष्मीपति काफ्ले	वरिष्ठ व्यवस्थापक	०१-४५१३८४०, ४५१३७९४
	श्री जगत भट्टराई	वरिष्ठ व्यवस्थापक	०७१-५८७६६४, ५८७२४२
	श्री नवराज जोशी	वरिष्ठ व्यवस्थापक	०७१-५८७६६४, ५८७२४२
	श्री पुर्ण बहादुर खडका	व्यवस्थापक	०७१-५८७६६४, ५८७२४२
	श्री अञ्जुली कुँवर	सहायक व्यवस्थापक	०१-४५१३८४०, ४५१३७९४
लेखा तथा कोष व्यवस्थापन विभाग	श्री पुष्कर राज सुवेदी	व्यवस्थापक	०१-४५१३८४०, ४५१३७९४
	श्री रामचन्द्र लाल श्रेष्ठ	सहायक व्यवस्थापक	०१-४५१३८४०, ४५१३७९४
	श्री पवन गौतम	स.व्यवस्थापक (सि.ए.)	०१-४५१३८४०, ४५१३७९४
	श्री श्रवण तिवारी	वरिष्ठ अधिकृत	०१-४५१३८४०, ४५१३७९४
सूचना तथा प्रविधि विभाग	श्री गगन घिमिरे	आई.टि. एसोसिएट्स	०१-४५१३८४०, ४५१३७९४
	श्री किशोर बुढाथोकी	सहायक व्यवस्थापक	०१-४५१३८४०, ४५१२८२०
	श्री शास्वत नेपाल	कनिष्ठ अधिकृत	०१-४५१३८४०, ४५१२८२०
	श्री गौरव वि.सी.	कनिष्ठ अधिकृत	०१-४५१३८४०, ४५१२८२०
कर्जा/असुली विभाग	श्री नारायण प्रसाद न्यौपाने	का.मु.मुख्य व्यवस्थापक	०१-४५१५२५७, ४५१३७९४
	श्री जीताराम गौतम	वरिष्ठ व्यवस्थापक	०१-४५१३७९१, ४५१३७९४
तालिम उद्यमशीलता प्रवर्द्धन तथा विकास विभाग	श्री जय प्रसाद पन्त	वरिष्ठ व्यवस्थापक	०१-४५१५२५७, ४५१३७९४
संचालन विभाग	श्री लक्ष्मण न्यौपाने	व्यवस्थापक	०१-४५१३७३७, ४५१३७९४



(ख) क्षेत्रीय कार्यालय:

कार्यालय	व्यवस्थापकीय कर्मचारीको नाम	पद	सम्पर्क फोन
प्रदेश नं. १			
क्षेत्रीय कार्यालय, बिर्तामोड भापा	श्री शंकर प्रसाद न्यौपाने	वरिष्ठ व्यवस्थापक	०२३-५३५१०५
	श्री दिपेन्द्र कुमार यादव	व्यवस्थापक	०२३-५३५१०५
	श्री युवराज तिमिल्सेना	सहायक व्यवस्थापक	०२३-५३३२५२
मधेश प्रदेश			
क्षेत्रीय कार्यालय, बर्दिवास, महोत्तरी	श्री शम्भु प्रसाद न्यौपाने	का.मु.मुख्य व्यवस्थापक	०४४-५५०४८४, ५५०४८५
	श्री अनिल कुमार मिश्र	व्यवस्थापक	०४४-५५०४८४, ५५०४८५
	श्री प्रदिप कुमार दास	सहायक व्यवस्थापक	०४४-५५०४८४, ५५०४८५
क्षेत्रीय कार्यालय, बीरगंज, पर्सा	श्री राधेश्याम सहानी	वरिष्ठ व्यवस्थापक	०५१-५२९६५१
	श्री दामोदर पाठक	सहायक व्यवस्थापक	०५१-५२९६५१
बागमती प्रदेश			
क्षेत्रीय कार्यालय, काठमाडौं	श्री शिवराज रावल	वरिष्ठ व्यवस्थापक	०१-४५१३७९७
	श्री रिता रेग्मी	व्यवस्थापक	०१-४५१३७९७
क्षेत्रीय कार्यालय, भरतपुर	श्री पुष्पा कुमारी सुवेदी	व्यवस्थापक	०५६-४९३७०८
गण्डकी प्रदेश			
क्षेत्रीय कार्यालय, पोखरा, कास्की	श्री विष्णु प्रसाद पराजुली	वरिष्ठ व्यवस्थापक	०६१-५४१३८०
	श्री प्रेम प्रसाद सुवेदी	सहायक व्यवस्थापक	०६१-५४१३८०
लुम्बिनी प्रदेश			
क्षेत्रीय कार्यालय, भैरहवा	श्री प्रमेश्वर प्रसाद चौधरी	वरिष्ठ व्यवस्थापक	०७१-५८७२४२
	श्री पुन्यात्मा प्रसाद शुक्ल	व्यवस्थापक	०७१-५८७६६४
	श्री शंकर प्रसाद चौधरी	सहायक व्यवस्थापक	०७१-५८७६६४
क्षेत्रीय कार्यालय कोहलपुर, बाँके	श्री विष्णु बहादुर कुंवर	वरिष्ठ व्यवस्थापक	०८१-५४१७९८
	श्री मिन बहादुर हमाल	व्यवस्थापक	०८१-५४१७९८
कर्णाली प्रदेश			
क्षेत्रीय कार्यालय, विरेन्द्रनगर, सुर्खेत	श्री आनन्द कुमार गौतम	वरिष्ठ व्यवस्थापक	०८३-५२३७४६
	श्री निरज आचार्य	व्यवस्थापक	०८३-५२३७४६
सुदूरपश्चिम प्रदेश			
क्षेत्रीय कार्यालय, अत्तरिया, कैलाली	श्री गोकर्ण प्रसाद उपाध्याय	मुख्य व्यवस्थापक	०९१-५५१२६०, ५५१२६१
	श्री बुद्धि प्रकाश घिमिरे	व्यवस्थापक	०९१-५५१२६०, ५५१२६१



(ग) शाखा कार्यालयहरू

प्रदेश १, क्षेत्रीय कार्यालय बित्तामोड अन्तर्गत			
क्र.सं.	शाखा कार्यालयहरूको नाम, ठेगाना	शाखा प्रमुखको नाम, पद	सम्पर्क फोन
१	फुडलिङ्ग शाखा, ताप्लेजुङ्ग	श्री खगेन्द्र फुयाल, वरिष्ठ सहायक	०२४-४६०६२९
२	फिदिम शाखा, पाँचथर	श्री यम बहादुर राई, सुपरीक्षक	०२४-५२२५०३
३	रवि शाखा, पाँचथर	श्री गणेश प्रसाद दास, सुपरीक्षक	०२४-४१२१३१
४	याशोक शाखा, पाँचथर	श्री सन्तोष नेम्बाङ्ग, वरिष्ठ सहायक	०२४-४१३०५८
५	इलाम शाखा, इलाम	श्री मदन राज अन्छडवो, सुपरीक्षक	०२७-५२४७१८
६	फिक्कल शाखा, इलाम	श्री देवेन्द्र प्रसाद संग्रौला, सुपरीक्षक	०२७-५४०४५७
७	धुलाबारी शाखा, भुपा	श्री सन्दीप कुमार पण्डित, सुपरीक्षक	०२३-५६४५५६
८	चन्द्रगढी शाखा, भुपा	श्री शिव कुमार विष्ट, वरिष्ठ सहायक	०२३-४५६८९५
९	सुरुङ्गा शाखा, भुपा	श्री रितामाया तामाङ, सुपरीक्षक	०२३-५५२८३७
१०	गौरादह शाखा, भुपा	श्री दुर्गा प्रसाद घिमिरे, वरिष्ठ सहायक	०२३-४८०३२४
११	दमक शाखा, भुपा	श्री चन्द्रमणी पाण्डे, सुपरीक्षक	०२३-५८०८२४
१२	भोजपुर शाखा, भोजपुर	श्री चुडामणी माझी, सुपरीक्षक	०२९-४२०७३६
१३	खाँदवारी शाखा, संखुवासभा	श्री पृथ्वी नारायण चौधरी, सुपरीक्षक	०२९-५६२९५४
१४	चैनपुर शाखा, संखुवासभा	श्री नवराज दहाल, वरिष्ठ सहायक	०२९-५७०३७०
१५	म्याङलुङ शाखा, तेह्रथुम	श्री शशि कुमार दास, वरिष्ठ सहायक	०२६-४६०७२४
१६	हिले शाखा, धनकुटा	श्री वैजनाथ शर्मा, सुपरीक्षक	०२६-५४०४९३
१७	विराटनगर शाखा, मोरङ	श्री कल्याण बाबु कार्की, व्यवस्थापक	०२१-५०३३५३
१८	टंकिसिनुवारी शाखा, मोरङ	श्री ओम प्रकाश कोइराला, सुपरीक्षक	०२१-४२१२०७
१९	विराटचोक शाखा, मोरङ	श्री राजेन्द्र प्रसाद खनाल, सुपरीक्षक	०२१-५४७७८३
२०	कर्सिया शाखा, मोरङ	श्री अजय कुमार मेहता, सुपरीक्षक	०२१-५६५२४८
२१	पाँचकन्या शाखा, सुनसरी	श्री गोविन्द प्रसाद तिमिल्सिना सुपरीक्षक	०२५-५५२१३१
२२	भुम्का शाखा, सुनसरी	श्री सरिता गुरुङ्ग, सुपरीक्षक	०२५-५६२३३९
२३	प्रकाशपुर शाखा, सुनसरी	श्री नारायण न्यौपाने, वरिष्ठ सहायक	०२५-५९०३०८
मधेश प्रदेश, क्षेत्रीय कार्यालय, बर्दिया अन्तर्गत			
१	बेल्टार शाखा, उदयपुर	श्री मात्रिका भण्डारी, वरिष्ठ सहायक	०३५-४४०३४६
२	मुर्कुची शाखा, उदयपुर	श्री सञ्जय कुमार चौधरी, सुपरीक्षक	०३५-४१००४१
३	ओखलढुङ्गा शाखा, ओखलढुङ्गा	श्री सुरेन्द्र काफ्ले, वरिष्ठ सहायक	०३७-५२००५५
४	सल्लेरी शाखा, सोलुखुम्बु	श्री सत्य नारायण साह, वरिष्ठ सहायक	०३८-५२०४९५



क्र.सं.	शाखा कार्यालयहरूको नाम, ठेगाना	शाखा प्रमुखको नाम, पद	सम्पर्क फोन
५	दिक्तेल शाखा, खोटाङ्ग	श्री उमेश पन्थी, सुपरीक्षक	०३६-४२०६८८
६	हलेसी शाखा, खोटाङ्ग	श्री मनकाजी चौधरी, सुपरीक्षक	०३६-४१००७८
७	कंचनपुर शाखा, सप्तरी	श्री यज्ञ बहादुर विष्ट, सुपरीक्षक	०३१-५६००५४
८	कठौना शाखा, सप्तरी	श्री हरिराम महतो, सुपरीक्षक	०३१-४१००१८
९	बोदेवसाइन शाखा, सप्तरी	श्री सरोज कुमार यादव, सहायक व्यवस्थापक	०३१-४४६०६०
१०	छिन्नमस्ता शाखा, सप्तरी	श्री हृदय नारायण यादव, सुपरीक्षक	९७४४३६९३७१
११	लहान शाखा, सिरहा	श्री सुनिल कुमार सिंह, व्यवस्थापक	०३३-५६१५७३
१२	सुखीपुर शाखा, सिरहा	श्री शम्भु कुमार मिश्र, सुपरीक्षक	९८०४२०४८६२
१३	चोहर्वा शाखा, सिरहा	श्री अनिरुद्ध कुमार यादव, सुपरीक्षक	०३३-४०१११२
१४	बन्दिपुर शाखा, सिरहा	श्री चुल्हाई नाथ कंवर, सुपरीक्षक	९८४६५३९७७७
१५	औरही शाखा, सिरहा	श्री दुर्गा नन्द दास, वरिष्ठ सहायक	९८६९०९८४५५
१६	धनुषाधाम शाखा, धनुषा	श्री पन्नालाल पण्डित, सुपरीक्षक	०४१-४१४००८
१७	महेन्द्रनगर शाखा, धनुषा	श्री रामचन्द्र भट्टराई, सुपरीक्षक	९८४७०९३३२८
१८	यदुकाहा शाखा, धनुषा	श्री विनोद राम, सुपरीक्षक	०४१-४१००८४
१९	जनकपुर शाखा, धनुषा	श्री रविन्द्र कुमार वरई, सहायक व्यवस्थापक	०४१-४२५९७७
२०	नगराईन शाखा, धनुषा	श्री नन्द किशोर राम, वरिष्ठ सहायक	०४१-४०००६१
२१	जलेश्वर शाखा, महोत्तरी	श्री कमलेश कुमार मण्डल, सुपरीक्षक	०४४-५२०४७९
२२	लोहारपट्टी शाखा, महोत्तरी	श्री राम उदगार यादव, सहायक व्यवस्थापक	९८६२६५०७११
२३	औरही शाखा, महोत्तरी	श्री हरि नारायण यादव, सुपरीक्षक	०४४-४११०५५
२४	गौशाला शाखा, महोत्तरी	श्री हसमुद्दिन मिया, सहायक व्यवस्थापक	०४४-५५६०८५
२५	वर्दिवास शाखा, महोत्तरी	श्री ऋषि आचार्य, सुपरीक्षक	९८४६१९७२४७
२६	चौलिखा शाखा, सर्लाही	श्री मादव कुमार ल्याहायो, सुपरीक्षक	९८४२६८७६६४
२७	नवलपुर शाखा, सर्लाही	श्री हेमलाल बस्याल, सहायक व्यवस्थापक	०४६-५७०३७४
२८	गोडैता शाखा, सर्लाही	श्री महानन्द दास, सुपरीक्षक	९८०६८०४६११
२९	बरहथवा शाखा, सर्लाही	श्री रामाज्ञा राम, सुपरीक्षक	०४६-५४००४०
मधेश प्रदेश, क्षेत्रीय कार्यालय बीरगंज अन्तर्गत			
१	चन्द्रनिगाहपुर शाखा, रौतहट	श्री कृष्ण बहादुर दर्जी, सुपरीक्षक	०५५-५४०३४१
२	गरुडा शाखा, रौतहट	श्री ओम प्रकाश साह, सुपरीक्षक	०५५-५६५११९
३	गौर शाखा, रौतहट	श्री दिपक राज भट्टराई, सुपरीक्षक	०५५-५२११७९
४	बसन्तपट्टी शाखा, रौतहट	श्री किस्मतअली पठान, सुपरीक्षक	९८६१२३८५४०



क्र.सं.	शाखा कार्यालयहरूको नाम, ठेगाना	शाखा प्रमुखको नाम, पद	सम्पर्क फोन
५	सिमरा शाखा, बारा	श्री उदयरज पोखरेल सुपरीक्षक	०५३-५२१८२३
६	कोल्हवी शाखा, बारा	श्री लेखवहादुर क्षेत्री, सुपरीक्षक	०५३-४१००४१
७	गंजभवानीपुर शाखा, बारा	श्री कृष्ण कन्हैया चौधरी, सुपरीक्षक	०५३-४०१०४३
८	कलैया शाखा, बारा	श्री राम किशोर चौधरी, सुपरीक्षक	०५३-५५१०१२
९	प्रसौनी शाखा, बारा	श्री किरण कुमार हरिजन, सुपरीक्षक	९८५५०२६०८०
१०	सिम्रौनगढ शाखा, बारा	श्री नन्दु नाथ कवर योगी, सुपरीक्षक	०५३-४११०२२
११	तेलकुवां शाखा, बारा	श्री रामरक्षा यादव, सुपरीक्षक	९८४७०५१०६१
१२	विरूवागुठी शाखा, पर्सा	श्री राम शंकर कहार, सुपरीक्षक	९८६४१९४०७९
१३	परवानीपुर शाखा, बारा	श्री माधव प्रसाद गौतम, सुपरीक्षक	०५१-४१००४०
१४	श्रीपुर शाखा, पर्सा	श्री मकबुल खान, सुपरीक्षक	०५१-५२८८०७
१५	वीरगंज शाखा, पर्सा	श्री एक नारायण शर्मा, सहायक व्यवस्थापक	०५१-५३१०९७
१६	विन्दवासिनी शाखा, पर्सा	श्री पुर्णवासी चौधरी, सहायक व्यवस्थापक	९८४७०४४९१३
१७	पोखरीया शाखा, पर्सा	श्री वृजमोहन प्रसाद गुप्ता, सुपरीक्षक	०५१-५६०००८
१८	विजयवस्ती शाखा, पर्सा	श्री शंकर कान्त न्यौपाने, सुपरीक्षक	९८४५५८०१११

बागमती प्रदेश, क्षेत्रीय कार्यालय भरतपुर अन्तर्गत

१	भण्डारा शाखा, चितवन	श्री जमुना कडेल, सुपरीक्षक	०५६-५५०१११
२	टांडी शाखा, चितवन	श्री ज्योती राज रेग्मी, सुपरीक्षक	०५६-५६१६७४
३	भरतपुर शाखा, चितवन	श्री मञ्जु पंगेनी, वरिष्ठ सहायक	९८०५६४९३७०९
४	माडी शाखा, चितवन	श्री अर्जुन प्रसाद शर्मा, सुपरीक्षक	०५६-५०१०९७
५	चनौली शाखा, चितवन	श्री टिकाराम गिरी, सुपरीक्षक	०५६-५९२४२७
६	मुगलिङ्ग शाखा, चितवन	श्री बबुर हमाल ठकुरी, सुपरीक्षक	०५६-५४०१७१
७	दलदले शाखा, नवलपरासी (पूर्व)	श्री शान्ती सापकोटा, सहायक व्यवस्थापक	०७८-५७५०६६
८	हेटौडा शाखा, मकवानपुर	श्री ईन्द्रमणी गौतम, सुपरीक्षक	०५७-५२६५४१

बागमती प्रदेश, क्षेत्रीय कार्यालय काठमाडौं अन्तर्गत

१	पालुङ्ग शाखा, मकवानपुर	श्री भिमलाल पोखरेल, सहायक व्यवस्थापक	९८४५०४९३११
२	कालिकास्थान शाखा, रसुवा	श्री दिपक कुमार श्रेष्ठ, वरिष्ठ सहायक	०१०-५४२०८८
३	ढिकुरे शाखा, नुवाकोट	श्री शैलेन्द्र कुमार पाण्डे, सुपरीक्षक	०१०-४१८०४३
४	गल्छी शाखा, धादिङ	श्री विर बहादुर लामा, सुपरीक्षक	०१०-४०३०१७
५	त्रिपुरेश्वर शाखा, धादिङ	श्री बद्रि प्रसाद अधिकारी, सहायक व्यवस्थापक	०१०-५२१२७०
६	दक्षिणकाली शाखा, काठमाण्डौ	श्री सन्तोष राज पन्त, सुपरीक्षक	०१४-७१०५०५



क्र.सं.	शाखा कार्यालयहरूको नाम, ठेगाना	शाखा प्रमुखको नाम, पद	सम्पर्क फोन
७	रामकोट शाखा, काठमाण्डौ	श्री बन्दना ज्ञवाली, व्यवस्थापक	०१४-०३९६९२
८	गागलफेदी शाखा, काठमाण्डौ	श्री कल्पना खनाल (पन्थी), सुपरीक्षक	०१४-१५६०४१
९	टिकाथली शाखा, ललितपुर	श्री समिता निरौला, व्यवस्थापक	०१५-७०९४३०
१०	ठेचो शाखा, ललितपुर	श्री हिरालाल बि.क., सुपरीक्षक	०१५-५७११०७
११	छालिङ्ग शाखा, भक्तपुर	श्री तुलसी डुम्रे, वरिष्ठ सहायक	०१५-०९१०२०
१२	छत्रेवाभ्र शाखा, काभ्रेपलान्चोक	श्री आशिस कुमार श्रेष्ठ, सुपरीक्षक	०११-४१३०२३
१३	नवलपुर शाखा, सिन्धुपाल्चोक	श्री तिल प्रसाद भट्टराई, वरिष्ठ सहायक	९८४५०९७८०९
१४	जेठल शाखा, सिन्धुपाल्चोक	श्री सुर्य बहादुर प्याकुरेल, वरिष्ठ सहायक	०११-६९१२३५
१५	नाम्दु शाखा, दोलखा	श्री दुर्गा प्रसाद बस्याल, सुपरीक्षक	९८४७६३२२९
१६	खुर्कोट शाखा, सिन्धुली	श्री टिकाराम न्यौपाने, वरिष्ठ सहायक	०४७-५९०४५०
१७	सांघुटार शाखा, रामेछाप	श्री केदार प्रसाद खनाल, सुपरीक्षक	९८४६५७७९१४
गण्डकी प्रदेश, क्षेत्रीय कार्यालय पोखरा अन्तर्गत			
१	दुलेगौडा शाखा, तनहुँ	श्री लक्ष्मण ज्ञवाली, सुपरीक्षक	०६५-४१४२६०
२	गाईखुर शाखा, गोरखा	श्री विदुर सापकोटा, सुपरीक्षक	०६५-४१३०८७
३	दुईपिप्ले शाखा, लमजुङ	श्री राम बाबु रानाभाट, वरिष्ठ सहायक	९७६२८६१०९०
४	चामे शाखा, मनाङ	श्री दिपेन्द्र कुमार गैरे, वरिष्ठ सुपरीक्षक	०६६-४४०२१९
५	घांसा शाखा, मुस्ताङ	श्री पुरुषोत्तम खनाल, सुपरीक्षक	०६८-६९०७५४
६	पातिचौर शाखा, पर्वत	श्री कल्पना थापा, वरिष्ठ सहायक	०६७-४१०००५
७	राहाले शाखा, पर्वत	श्री प्रेम प्रसाद जैसी, सुपरीक्षक	०६७-४३००६७
८	बाबियाचौर शाखा, म्याग्दी	श्री कलकराज वन, सुपरीक्षक	०६८-६९०७५५
९	पोखरा शाखा, कास्की	श्री सुर्य भारती, सहायक व्यवस्थापक	०६१-५३३२४३
१०	खर्वाङ्ग शाखा, बाग्लुङ्ग	श्री नविन गुरुङ्ग, सुपरीक्षक	०७९-७१२१२५
११	गलकोट शाखा, बाग्लुङ्ग	श्री डिल्लीराम लामिछाने, वरिष्ठ सहायक	०६८-४१२०७०
१२	बुर्तिवाङ्ग शाखा, बाग्लुङ्ग	श्री प्रेम प्रसाद शर्मा चापागाई, सुपरीक्षक	०६८-४१००२३
१३	पुतलीबजार शाखा, स्याङ्गजा	श्री कमलराज ज्ञवाली, सुपरीक्षक	०६३-४२०९२२
१४	वालिङ शाखा, स्याङ्गजा	श्री सरिता ज्ञवाली, सुपरीक्षक	०६३-४४१५१४
१५	गल्याङ्ग शाखा, स्याङ्गजा	श्री तुलसा पाण्डे, सहायक व्यवस्थापक	०६३-४६०२८७
लुम्बिनी प्रदेश, क्षेत्रीय कार्यालय भैरहवा अन्तर्गत			
१	आर्यभन्ज्याङ्ग शाखा, पाल्पा	श्री सिता पाण्डेय, व्यवस्थापक	०७५-४०२०६४
२	जव्वादी शाखा, पाल्पा	श्री ज्ञान बहादुर दर्लामी, सुपरीक्षक	९८४७५३२३७९



क्र.सं.	शाखा कार्यालयहरूको नाम, ठेगाना	शाखा प्रमुखको नाम, पद	सम्पर्क फोन
३	छहरा शाखा, पाल्पा	श्री मिना चालीसे, सुपरीक्षक	९८५७०३१२५१
४	बांस्टारी शाखा, पाल्पा	श्री अनिता खराल, वरिष्ठ सहायक	०७५-४११०९०
५	जोहाङ्ग शाखा, गुल्मी	श्री टोकराज बस्याल, वरिष्ठ सहायक	९८५१२००१७६
६	बेलाटारी शाखा, नवलपरासी	श्री लक्ष्मण सापकोटा, सुपरीक्षक	०७८-४१९०८८
७	दाउन्नेदेवी शाखा, नवलपरासी	श्री प्रतिक्षा खनाल, सुपरीक्षक	९८४७०६०३९३
८	परासी शाखा, नवलपरासी	श्री सुधरानी श्रीवास्तव, व्यवस्थापक	०७८-५२०२९७
९	धकधई शाखा, रूपन्देही	श्री ब्रम्हानन्द त्रिपाठी, सुपरीक्षक	०७१-४११००८
१०	भैरहवा शाखा, रूपन्देही	श्री लेखनाथ काफ्ले, सहायक व्यवस्थापक	०७१-५८७४३९
११	मझगांवा शाखा, रूपन्देही	श्री दिपक भट्टराई, सुपरीक्षक	०७१-४०१०१७
१२	महजिदिया शाखा, रूपन्देही	श्री विरेन्द्र प्रसाद आचार्य, सुपरीक्षक	०७१-४०४००३
१३	कोटीहवा शाखा, रूपन्देही	श्री निरज सिंह कुंवर, सुपरीक्षक	०७१-५१४१८८
१४	हरैया शाखा, रूपन्देही	श्री संगिता के.सी., सुपरीक्षक	०७१-४१७०१८
१५	सितलनगर शाखा, रूपन्देही	श्री दिपक बहादुर जि.सि., सुपरीक्षक	०७१-५७७०९५
१६	बुटवल शाखा, रूपन्देही	श्री जिवराज पौडेल, सुपरीक्षक	०७१-५४६८५२
१७	फर्साटिकर शाखा, रूपन्देही	श्री शुसिल गौतम, सुपरीक्षक	०७१-४००१९५
१८	रामापुर शाखा, रूपन्देही	श्री कृष्ण बहादुर थापा, सहायक व्यवस्थापक	०७१-४४०९६७
१९	ओदारी शाखा, कपिलवस्तु	श्री ईश्वरचन्द्र चौधरी, सुपरीक्षक	०७६-४१०००८
२०	इमिलिया शाखा, कपिलवस्तु	श्री नन्दलाल पाल, सहायक व्यवस्थापक	०७६-४१२०८६
२१	सन्धिखर्क शाखा, अर्घाखाँची	श्री महेन्द्र प्रसाद चौधरी, वरिष्ठ सहायक	०७७-४२०७९३
२२	कृष्णनगर शाखा, कपिलवस्तु	श्री विष्णु बहादुर चौधरी, सुपरीक्षक	०७६-५९०३६६
लुम्बिनी प्रदेश, क्षेत्रीय कार्यालय, कोहलपुर अन्तर्गत			
१	विजुवार शाखा, प्युठान	श्री मनोज प्रसाद अधिकारी, सुपरीक्षक	०८६-४६०४४६
२	भिगु शाखा, प्युठान	श्री रेशमलाल तिवारी, सुपरीक्षक	०८६-४०००१४
३	सुलिचौर शाखा, रोल्पा	श्री विनोद कुमार अधिकारी, वरिष्ठ सहायक	०८६-४०१०६७
४	जुगार शाखा, रोल्पा	श्री गेहेन्द्र प्रसाद शर्मा, वरिष्ठ सहायक	९८४७८२३०६३
५	सिसहनिया शाखा, दाङ	श्री संजय चौधरी, वरिष्ठ सहायक	०८२-४०२०४२
६	गढवा शाखा, दाङ	श्री नारायण भुर्तेल, सुपरीक्षक	०८२-४१००२१
७	घोराही शाखा, दाङ	श्री कल्पना गौतम, व्यवस्थापक	०८२-५६३३३३
८	तुल्सीपुर शाखा, दाङ	श्री प्रेम बहादुर खडका, वरिष्ठ सहायक	०८२-५२२२४०
९	रुकुमकोट शाखा, रुकुम (पुर्व)	श्री रोमहर्ष भण्डारी, सुपरीक्षक	०८८-४१३०९६



क्र.सं.	शाखा कार्यालयहरूको नाम, ठेगाना	शाखा प्रमुखको नाम, पद	सम्पर्क फोन
१०	कोहलपुर शाखा, बांके	श्री रून्ता गौतम, वरिष्ठ सहायक	०८१-५४०६५२
११	रांभा शाखा, बांके	श्री विमल चन्द, सुपरीक्षक	०८१-५३१६४२
१२	उदयपुर शाखा, बांके	श्री अशोक पाठक, सहायक व्यवस्थापक	०८१-५२६९४१
१३	परस्पुर शाखा, बांके	श्री गोपाल शर्मा, सुपरीक्षक	०८१-५२१५६२
१४	खजुरा शाखा, बांके	श्री शैलेन्द्र शाह, वरिष्ठ सहायक	०८१-५६०३७३
१५	फत्तेपुर शाखा, बांके	श्री फुलिराम चौधरी, सुपरीक्षक	९८६५७४३९५९
१६	बांसगढी शाखा, बर्दिया	श्री उपेन्द्र गौतम, सुपरीक्षक	०८४-४०००५१
१७	राजापुर शाखा, बर्दिया	श्री नेपाल चौधरी, सुपरीक्षक	०८४-४६०१०२
१८	गुलरीया शाखा, बर्दिया	श्री बाबुराम कडेल, सहायक व्यवस्थापक	०८४-४२११४७
१९	भुरिगाँउ शाखा, बर्दिया	श्री हरीबोल भट्टराई, वरिष्ठ सहायक	०८४-४०३०३१

कर्णाली प्रदेश क्षेत्रीय कार्यालय बिरेन्द्रनगर अर्न्तगत

१	सल्लीबजार शाखा, सल्यान	श्री निम बहादुर घर्तिमगर, वरिष्ठ सहायक	०८८-४११०१४
२	चौरजहारी शाखा, रूकुम	श्री दिपेन्द्र कुमार चौधरी, वरिष्ठ सहायक	०८८-४०१०५२
३	खलङ्गा शाखा, जाजरकोट	श्री सजेन्द्र कुमार यादव, वरिष्ठ सहायक	०८९-४३०३१६
४	डोल्पा शाखा, डोल्पा	श्री शरद चन्द्र घिमिरे, सुपरीक्षक	०८७-५५०११८
५	गमगढी शाखा, मुगु	श्री हिमाल सुवेदी, वरिष्ठ सहायक	०८७-४६०२४७
६	सिमिकोट शाखा, हुम्ला	श्री दिलिप कुमार रेग्मी सुपरीक्षक	०८७-६८०२४५
७	जुम्ला शाखा, जुम्ला	श्री कृष्ण न्यौपाने, सुपरीक्षक	०८७-५२०७२०
८	सिंजा शाखा, जुम्ला	श्री मनु अर्याल, वरिष्ठ सहायक	९८४७८२७६९३
९	मान्मा शाखा, कालिकोट	श्री रामचरन चौधरी, वरिष्ठ सहायक	०८७-४४०२५९
१०	दुल्लु शाखा, दैलेख	श्री रमेश कुमार आचार्य, सुपरीक्षक	०८९-४११०५१
११	नारायण शाखा, दैलेख	श्री ध्रुव प्रसाद पौडेल, सुपरीक्षक	०८९-४१००५७
१२	विद्यापुर शाखा, सुर्खेत	श्री नारायण प्रसाद उपाध्याय, सुपरीक्षक	९८५७८३३५७६
१३	बिरेन्द्रनगर शाखा, सुर्खेत	श्री लक्ष्मी शर्मा, वरिष्ठ सहायक	०८३-५२३३४२
१४	जहरे शाखा, सुर्खेत	श्री सुशिल शर्मा, सुपरीक्षक	०८३-४१३०५८

सुदूरपश्चिम प्रदेश, क्षेत्रीय कार्यालय अत्तरिया अर्न्तगत

१	लम्की शाखा, कैलाली	श्री उमनाथ तिमिल्सिना, सुपरीक्षक	०९१-५४०३२१
२	फुलवारी शाखा, कैलाली	श्री हरी जोशी, सुपरीक्षक	०९१-५०५०५५
३	टिकापुर शाखा, कैलाली	श्री राम रतन बरई, सुपरीक्षक	०९१-५६१३९६
४	जोशीपुर शाखा, कैलाली	श्री मनीराम थारू, सुपरीक्षक	०९१-४०१०८१



क्र.सं.	शाखा कार्यालयहरूको नाम, ठेगाना	शाखा प्रमुखको नाम, पद	सम्पर्क फोन
५	मसुरिया शाखा, कैलाली	श्री धर्मराज बस्याल, सुपरीक्षक	०९१-४०२११४
६	सुखखड शाखा, कैलाली	श्री खेम कुमारी भण्डारी, सुपरीक्षक	०९१-४०३०४२
७	अत्तरिया शाखा, कैलाली	श्री सुरेन्द्र प्रसाद चौधरी, सहायक व्यवस्थापक	०९१-५५०४७१
८	भलारी शाखा, कञ्चनपुर	श्री राम प्रसाद भुसाल, वरिष्ठ सहायक	०९९-५४०२०१
९	बेलौरी शाखा, कञ्चनपुर	श्री विरेन्द्र प्रसाद चौधरी, सुपरीक्षक	०९९-५८००४३
१०	महेन्द्रनगर शाखा, कञ्चनपुर	श्री शेखर चन्द्र पौडेल, वरिष्ठ सहायक	०९९-५२०५७०
११	स्वास्थ्यचौकी बजार शाखा, कञ्चनपुर	श्री गौतम ज्ञान थापा, सुपरीक्षक	०९९-४०००२६
१२	जोगबुढा शाखा, डडेलधुरा	श्री धन कृष्ण भट्ट, सुपरीक्षक	०९६-४११०४५
१३	अमरगढी शाखा, डडेलधुरा	श्री ध्रुव राज जोशी, सहायक व्यवस्थापक	०९६-४२०२६९
१४	सिलगढी शाखा, डोटी	श्री मान बहादुर भण्डारी, वरिष्ठ सहायक	०९४-४२००७९
१५	मंगलसेन शाखा, अछाम	श्री रवि किरण गौतम, वरिष्ठ सहायक	०९७-६२०३७४
१६	सांफेबगर शाखा, अछाम	श्री मोहन लाल गौतम, वरिष्ठ सहायक	०९७-६२५१४८
१७	मार्तडी शाखा, बाजुरा	श्री हिमालय सुवेदी, वरिष्ठ सहायक	०९७-५४१२५२
१८	चैनपुर शाखा, बझाङ	श्री वखत बहादुर रावल, वरिष्ठ सहायक	०९२-४२१३९२
१९	दशरथचन्द्र शाखा, बैतडी	श्री लक्ष्मी पौडेल, सुपरीक्षक	०९५-५२०३२३
२०	गोकुलेश्वर शाखा, दार्चुला	श्री सिंह बहादुर चौधरी, वरिष्ठ सहायक	०९३-४०००८३

[illegible]

[illegible]



साधारण सभामा भाग लिन आफ्नो प्रतिनिधि नियुक्त गर्ने निवेदन (प्रोक्सी फारम)

श्री संचालक समिति

निर्धन उत्थान लघुवित्त वित्तीय संस्था लिमिटेड

केन्द्रीय कार्यालय, “निर्धन भवन” भगवतीबहाल, नक्साल, काठमाण्डौ

विषय : प्रतिनिधि (प्रोक्सी) नियुक्त गरेको बारे ।

महाशय,

.....जिल्ला.....म.न.पा./उ.म.न.पा./न.पा./गाउँ पालिका (साविक.....
) वडा नं.बस्ने म/हामी.....ले त्यस
 संस्था/कम्पनीको शेयर धनीको हैसियतलेमिति २०७९ फाल्गुनगते.....बारका दिनहुने २४औं वार्षिक साधारण सभामा
 म/हामी स्वयम् उपस्थितभई छलफल तथा निर्णयमा सहभागी हुन नसक्ने भएकोले उक्त सभामा मेरो/हाम्रो तर्फबाट भाग
 लिन तथा मतदान गर्नका लागि.....जिल्ला.....म.न.पा./उ.म.न.पा./न.पा./गा.पा. (साविक.
) वडा नं..... बस्ने त्यस संस्था/कम्पनीका शेयरधनी श्री
 ... शेयरधनी परिचय पत्र नं./हितग्राही (डिम्याट) खाता नं.लाई मेरो/हाम्रो
 प्रतिनिधि मनोनित गरी पठाएको छु/पठाएकाछौं ।

प्रतिनिधि नियुक्त भएको व्यक्तिको हस्ताक्षर नमुना:

निवेदक,

दस्तखत :

नाम :

ठेगाना:

शेयर प्रमाण पत्र नं. :

शेयरधनी (क्रम संख्या) नं. :

हितग्राही (डिम्याट) खाता नं. :

शेयर संख्या:

मिति:

द्रष्टव्य : यो निवेदन साधारण सभा हुनुभन्दा ४८ घण्टा अगावै संस्थाको केन्द्रीय कार्यालय, भगवतीबहाल, नक्साल, काठमाण्डौमा प्रोक्सी फारम दर्ता गरिसक्नु पर्नेछ ।

संस्थाको सामाजिक उत्तरदायित्वसँग सम्बन्धित कार्यक्रमहरू



संस्थाको शाखा कार्यालय चन्द्रनिगाहपुर, रौतहटकी सदस्य चम्पा देवि थापाको छोरा तारा विक्रम थापालाई छात्रवृत्ति प्रदान गर्दै शाखा प्रमुख



संस्थाको शाखा कार्यालय नाम्दु, दोलखाद्वारा सदस्य धनमाया घिमिरेको पति केदार नाथ घिमिरेलाई क्यान्सर रोगको उपचार गर्न राहत प्रदान गर्दै शाखा प्रमुख



संस्थाको शाखा कार्यालय कठौना, सप्तरीद्वारा सदस्य लक्ष्मी कुमारी भगतलाई (पाठेघर अपरेशन) गभिर रोगको उपचार गर्न राहत प्रदान गर्दै शाखा प्रमुख



संस्थाको शाखा कार्यालय सिसहनिया, दाङकी सदस्य चम्पी चौधरीलाई पति दादु चौधरीको मृत्यु भएकोले बीमा क्षतिपूर्ति प्रदान गर्दै शाखा प्रमुख

संचालकद्वारा केन्द्र निरीक्षण



संस्थाको शाखा कार्यालय ओदारी, कपिलवस्तुद्वारा संचालित विकली पिपरा महिला समूहको केन्द्र बैठक अवलोकन गर्दै संस्थाका अध्यक्ष, संचालकहरू र प्रमुख कार्यकारी अधिकृत

विद्युतीय चुल्हो प्रदर्शनीमा सहभागी



संस्थाको शाखा कार्यालय खजुरा, बाँकेले आयोजना गरेको विद्युतीय चुल्हो प्रदर्शनीमा सहभागी सदस्यहरू

संस्थामा आवद्ध लघुउद्यमीहरूले सञ्चालन गरेको परियोजना



संस्थाको शाखा कार्यालय फुङ्लिङ, ताप्लेजुङ्की सदस्य कौशिल्या देवान व्यवसायिक रुपमा अल्लोको कपडा (तान) बुन्दै



संस्थाको शाखा कार्यालय वालिङ स्याङ्जाकी सदस्य पार्वती वि.क. व्यवसायिक रुपमा डोको बुन्दै

तेइसौं वार्षिक साधारण सभाका भलकहरु



संस्थाको १३ औं वार्षिक साधारण सभामा उपस्थित संस्थाका अध्यक्ष, संचालकहरु र प्रमुख कार्यकारी अधिकृत



संस्थाको १३ औं वार्षिक साधारण सभालाई सम्बोधन गर्दै शेयरधनीहरु बायाँबाट क्रमशः श्री दामोदर प्रसाद रेग्मी, डा. फत्त बहादुर के.सी., श्री अमृत नाथ रेग्मी, श्री प्रकाश राज शर्मा र श्री राम बहादुर यादव

संस्थाद्वारा सञ्चालित कार्यक्रमहरु



संस्थाको केन्द्रीय कार्यालयद्वारा सञ्चालित व्यवस्थापकीय तालिममा उपस्थित कर्मचारीहरु



संस्थाको शाखा कार्यालय लम्की, कैलालीद्वारा संचालित व्यवसायिक बंगुर पालन तालिममा सहभागी सदस्यहरु, प्रविधिक तथा संस्थाका प्रमुख कार्यकारी अधिकृत

संस्थाको सामाजिक उत्तरदायित्वसँग सम्बन्धित कार्यक्रमहरु



संस्थाको शाखा कार्यालय सिंजा, जुम्लाकी सदस्य मेनका बुढा रानालाई सुत्केरी खर्च प्रदान गर्दै शाखा प्रमुख



संस्थाको शाखा कार्यालय मान्मा, कालिकोटद्वारा बाढी पीडित सदस्य सुमित्रा बमलाई राहत खर्च प्रदान गर्दै शाखाका कर्मचारी



संस्थाको शाखा कार्यालय मंगलसेन, अछामकी सदस्य तारा देवी रावलकी छोरी रविना रावललाई छात्रवृत्ति प्रदान गर्दै वडा अध्यक्ष जनक बहादुर कुवर



संस्थाको शाखा कार्यालय गौरादह, भन्पाकी सदस्य सिता माया मगरको मृत्यु भएकोले पति नर कुमार विश्वकर्माको बीमा क्षतिपूर्ति रकम प्रदान गर्दै शाखा प्रमुख